

Contact insert module - HC-M-02-CT-F-HV-16 - 1417407


Please be informed that the data shown in this PDF Document is generated from our Online Catalog. Please find the complete data in the user's documentation. Our General Terms of Use for Downloads are valid (<http://phoenixcontact.com/download>)



Contact insert module, number of positions: 2, power contacts: 2, control contacts: 0, Socket, Crimp connection, 2900 V/5000 V, 16 A, 0.5 mm² ... 4 mm², application: High-voltage



Key Commercial Data

Packing unit	1 pc
GTIN	 4 055626 112725
GTIN	4055626112725

Technical data

Dimensions

Height	64.3 mm
Width	34.1 mm
Length	29.3 mm

Electrical characteristics

Rated voltage (III/3)	2900 V (Conductor-PE) 5000 V (Conductor-Conductor)
Rated current	16 A
Rated surge voltage	15 kV
Connection profile	2

Ambient conditions

Ambient temperature (operation)	-40 °C ... 125 °C
---------------------------------	-------------------

Mechanical characteristics

Conductor cross section	0.5 mm ² ... 4 mm ²
Connection cross section AWG	20 ... 12
Stripping length of the individual wire	9.5 mm
Contact diameter	2.5 mm

Contact insert module - HC-M-02-CT-F-HV-16 - 1417407

Technical data

Mechanical characteristics

Wire diameter	2.5 mm
Wire diameter including insulation	8 mm
Insertion/withdrawal cycles	≥ 500
Minimum housing height	72 mm

General

Note	For HEAVYCON housing type B6 to B48, HC-M-B...MF... hinged module carrier frame required, CK2,5-ED... imp contacts, crimp contacts not supplied as standard.
	Connectors may be operated only when there is no load/voltage.
Series	HC-M-HV
Color	light gray
Number of module slots	2
Connection method	Crimp connection
Contact type	turned
Flammability rating according to UL 94	V0
Degree of pollution	3
Overvoltage category	III
Assembly instructions	To ensure correct use, installation in housing with IP54 protection or better is required
Connection	<p>Assembly procedure:</p> <ul style="list-style-type: none"> - Strip wire 9.5 mm, - connect the stripped part of the wire through the locking sleeve (for wire diameter > 3.2 mm), - crimp wire (with protracted locking sleeve) with CK2.5...ED crimp contact, - lock the locking sleeve with the crimp contact together with the module's insulating body.

Material data

Contact material	Copper alloy
Contact surface material	Ag (alternatively Au)
Contact carrier material	PC / PTFE

Standards and Regulations

Flammability rating according to UL 94	V0
--	----

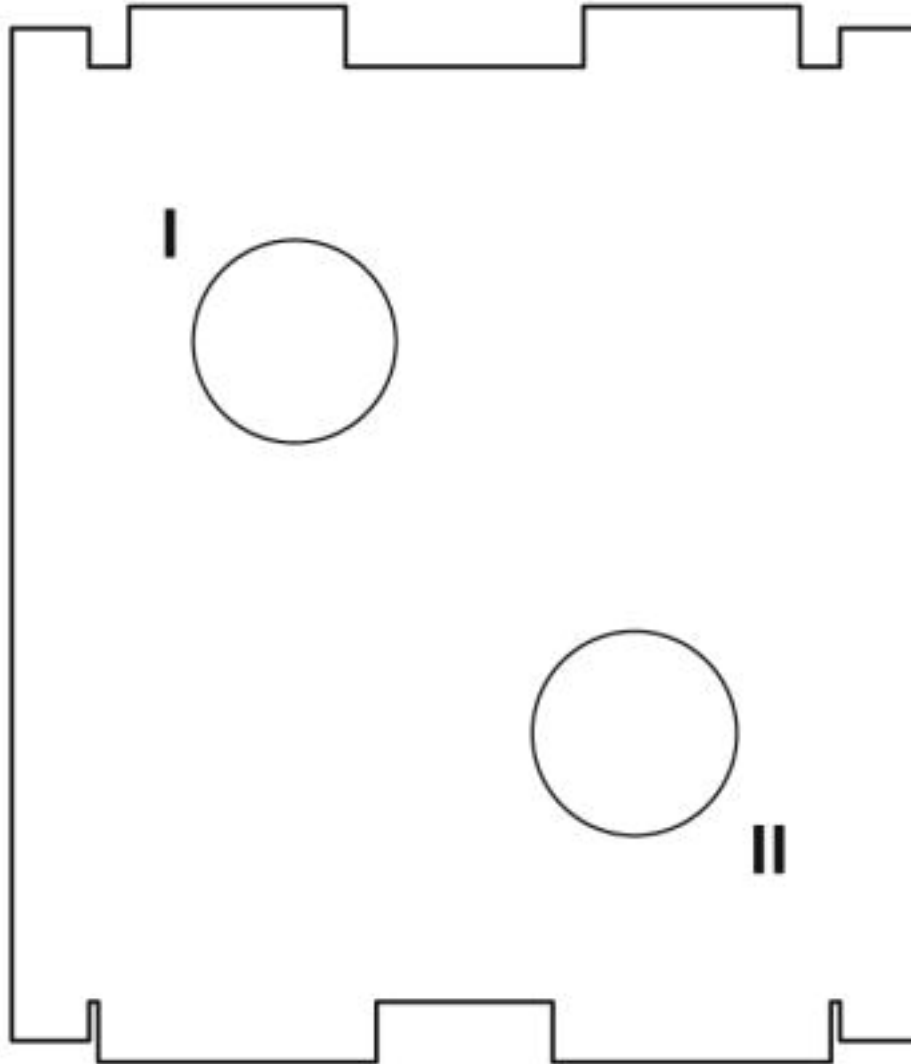
Environmental Product Compliance

China RoHS	Environmentally friendly use period: unlimited = EFUP-e
	No hazardous substances above threshold values

Drawings

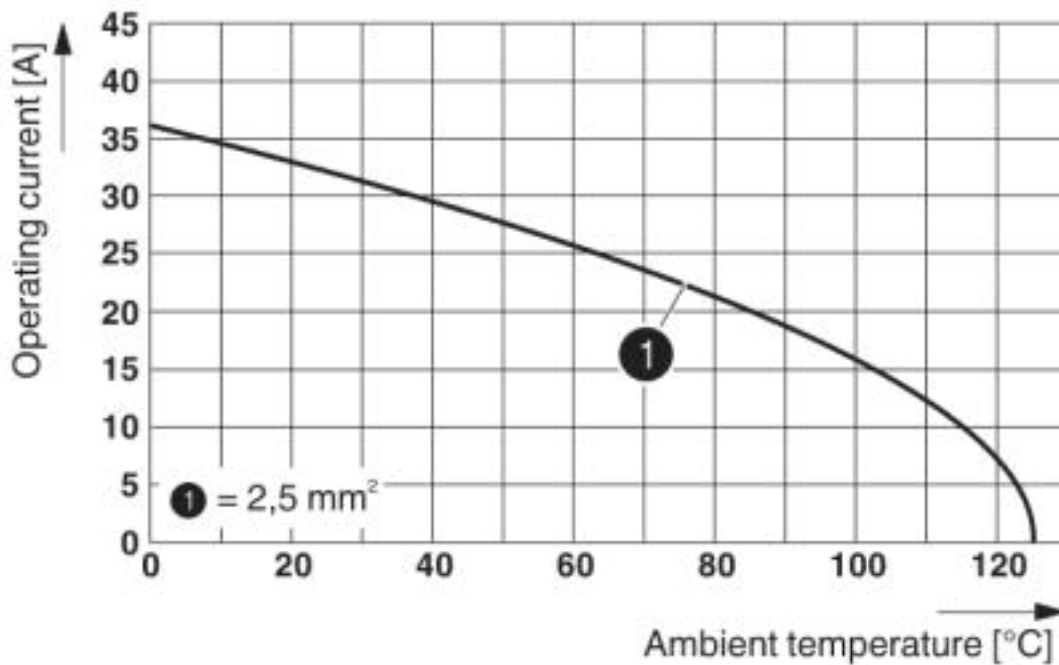
Contact insert module - HC-M-02-CT-F-HV-16 - 1417407

Schematic diagram

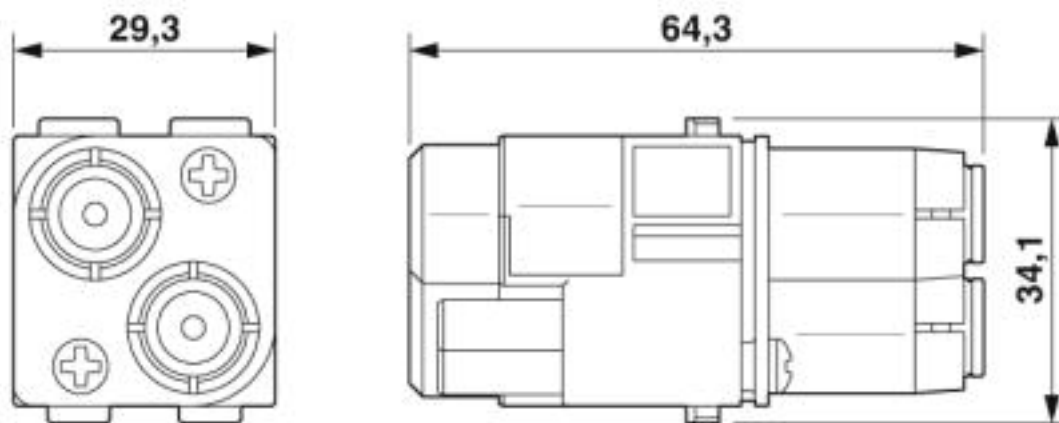


Contact insert module - HC-M-02-CT-F-HV-16 - 1417407

Diagram



Dimensional drawing



Approvals

Approvals

Approvals


CSA / UL Recognized / EAC


Ex Approvals


Contact insert module - HC-M-02-CT-F-HV-16 - 1417407

Approvals

Approval details

CSA		http://www.csagroup.org/services-industries/product-listing/	13631
Nominal voltage UN		600 V	
Nominal current IN		24 A	
mm ² /AWG/kcmil		12	

UL Recognized		http://database.ul.com/cgi-bin/XYV/template/LISEXT/1FRAME/index.htm	E118976
Nominal voltage UN		600 V	
Nominal current IN		28 A	
mm ² /AWG/kcmil		12	

EAC		RU C- DE.AI30.B.01102
-----	---	--------------------------

Phoenix Contact 2019 © - all rights reserved
<http://www.phoenixcontact.com>

PHOENIX CONTACT GmbH & Co. KG
Flachsmarktstr. 8
32825 Blomberg
Germany
Tel. +49 5235 300
Fax +49 5235 3 41200
<http://www.phoenixcontact.com>