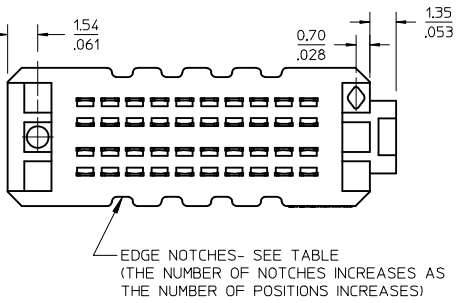
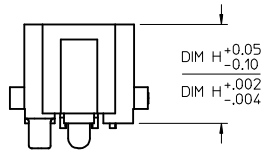
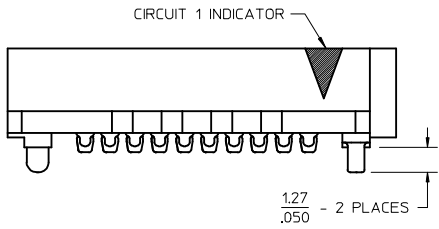
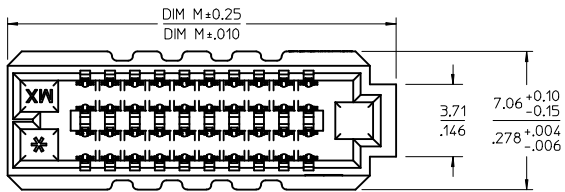
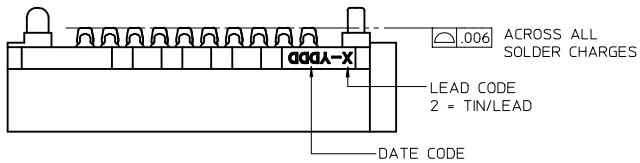
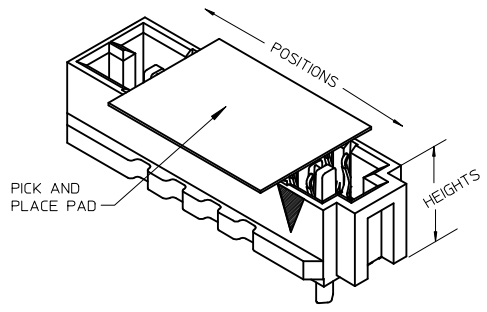


10 9 8 7 6 5 4 3 2 1



10 POSITION VERSION SHOWN IN THESE VIEWS



- NOTES:
- MATERIALS: HOUSING- LCP, GLASS FILLED, UL94V-0, BLACK CONTACTS- COPPER ALLOY SOLDER CHARGE: 63% TIN, 37% LEAD
 - FINISHES: 30 MICROINCH MINIMUM GOLD IN THE CONTACT AREA, 50 MICROINCH MINIMUM TIN IN THE TAIL AREA, OVERALL NICKEL UNDERPLATE.
 - PRODUCT SPECIFICATION: PS-45970-001
 - PACKAGING SPECIFICATION: PK-45971-002
 - MATES WITH SEARAY SLIM PLUG ASSY 46556
 - APPLICATION SPECIFICATION: AS-45970-001
 - COSMETIC SPECIFICATION: PS-45499-002 CLASS B
 - PART STATUS: CONTACT MOLEX

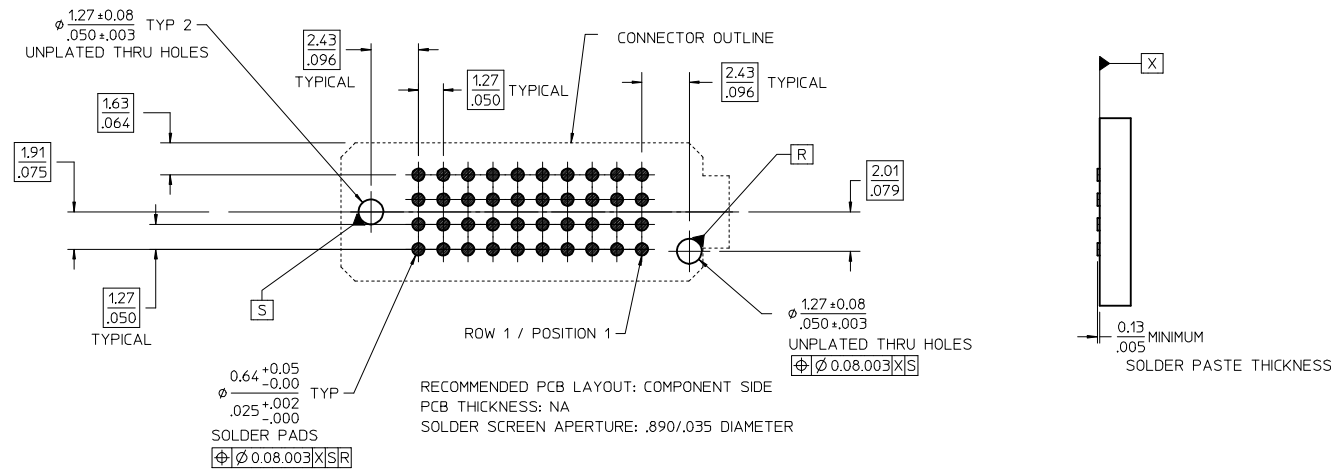
POSITIONS	DIM M		TOTAL NUMBER OF EDGE NOTCHES
10	19.86/782	0.15/.006	8
15	26.21/1032	0.15/.006	14
20	32.56/1282	0.15/.006	18
25	38.91/1532	0.15/.006	24
30	45.26/1782	0.15/.006	28
35	51.62/2032	0.15/.006	34
40	57.96/2282	0.15/.006	36
45	64.31/2532	0.23/.009	44
50	70.66/2782	0.23/.009	48

INITIAL RELEASE EC NO: UCP2015-1206 DRWR:RWHIPPLE 2014/10/22 CHKD:DMORGAN 2014/10/22 APPR:SMILLER 2015/01/05	DESCRIPTION REV A	QUALITY SYMBOLS	GENERAL TOLERANCES (UNLESS SPECIFIED)	DIMENSION STYLE MM/IN	SCALE 4:1	DESIGN UNITS INCH	THIRD ANGLE PROJECTION
		$\nabla F=0$ $\nabla E=0$ $\nabla E=0$	mm INCH 4 PLACES ± --- ± --- 3 PLACES ± --- ± .010 2 PLACES ± 0.25 ± .015 1 PLACE ± 0.38 ± --- 0 PLACE ± ±	DRAWN BY DATE RWHIPPLE 2014/10/22 CHECKED BY DATE DMORGAN 2014/10/22 APPROVED BY DATE SMILLER 2015/01/05	TITLE		
		ANGULAR ± --- ° DRAFT WHERE APPLICABLE MUST REMAIN WITHIN DIMENSIONS	MATERIAL NO.	DOCUMENT NO.	SEARAY SLIM (4 ROW) RECEPTACLE ASSEMBLY 1.27/.050 PITCH TIN/LEAD molex		
		SEE TABLE SHT 3	RSD-46557-001	SHEET NO. 1 OF 3			

THIS DRAWING CONTAINS INFORMATION THAT IS PROPRIETARY TO MOLEX INCORPORATED AND SHOULD NOT BE USED WITHOUT WRITTEN PERMISSION

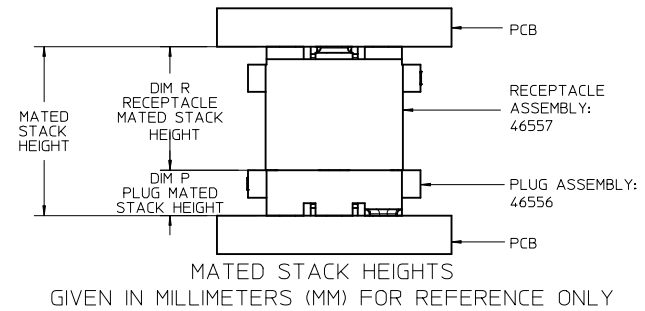
9 8 7 6 5 4 3 2 1

10 9 8 7 6 5 4 3 2 1



		DIM R RECEPTACLE STACK HEIGHT					
		MM	5.0	6.0	6.5	7.5	8.0
DIM P PLUG STACK HEIGHT	2.0	7.0	8.0	8.5	9.5	10.0	11.0
	3.0	8.0	9.0	9.5	10.5	11.0	11.0
	3.5	8.5	9.5	10.0	11.0	11.5	11.5
	2.5	7.5	8.5	9.0	10.0	10.5	10.5
	4.5	9.5	10.5	11.0	12.0	12.5	12.5
	5.0	10.0	11.0	11.5	12.5	13.0	13.0
	7.0	12.0	13.0	13.5	14.5	15.0	15.0

MATED STACK HEIGHTS
 GIVEN IN MILLIMETERS (MM) FOR REFERENCE ONLY



SEE SHEET 1 EC NO: UCP2015-1206 DRAWN BY: RWHIPPLE 2014/10/22 CHKD: DMORGAN 2014/10/22 APPR: SMILLER 2015/01/05	QUALITY SYMBOLS	GENERAL TOLERANCES (UNLESS SPECIFIED)	DIMENSION STYLE	SCALE	DESIGN UNITS	THIRD ANGLE PROJECTION
	$\nabla = 0$	mm INCH	MM/IN	4:1	INCH	
	$\nabla = 0$	4 PLACES ± --- ± ---	DRAWN BY DATE	TITLE		
	$\nabla = 0$	3 PLACES ± --- ± .010	RWHIPPLE 2014/10/22	SEARAY SLIM (4 ROW) RECEPTACLE ASSEMBLY 1.27/.050 PITCH TIN/LEAD		
	2 PLACES ± 0.25 ± .015	CHECKED BY DATE	DOCUMENT NO.			
	1 PLACE ± 0.38 ± ---	DMORGAN 2014/10/22	RSD-46557-001			
	0 PLACE ± ±	APPROVED BY DATE	SHEET NO.			
		SMILLER 2015/01/05	2 OF 3			
	ANGULAR ± --- °	MATERIAL NO.	THIS DRAWING CONTAINS INFORMATION THAT IS PROPRIETARY TO MOLEX INCORPORATED AND SHOULD NOT BE USED WITHOUT WRITTEN PERMISSION			
	DRAFT WHERE APPLICABLE MUST REMAIN WITHIN DIMENSIONS	SEE TABLE SHT 3				
		SIZE B				

9 8 7 6 5 4 3 2 1

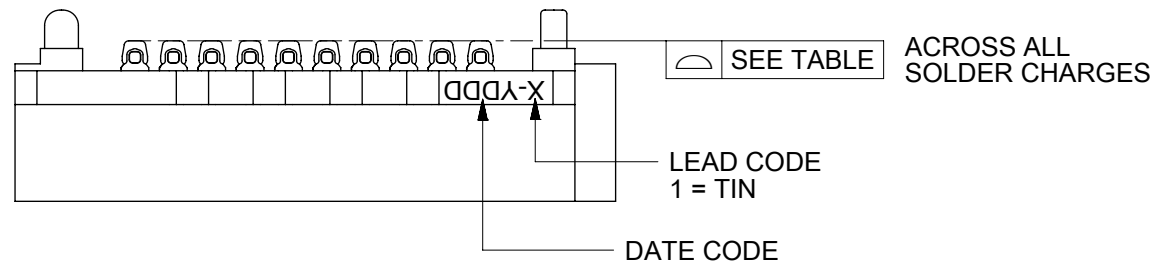
10 9 8 7 6 5 4 3 2 1

DIM R: (REF)	5.0 MM	6.0 MM	6.5 MM	7.5 MM	8.0 MM
DIM H:	5.04/.199	6.04/.238	6.55/.258	7.54/.297	8.05/.317
POSITIONS	MATERIAL NO	MATERIAL NO	MATERIAL NO	MATERIAL NO	MATERIAL NO
10	46557-1147	46557-1247	46557-1347	46557-1447	46557-1547
20	46557-2147	46557-2247	46557-2347	46557-2447	46557-2547
30	46557-3147	46557-3247	46557-3347	46557-3447	46557-3547
40	46557-4147	46557-4247	46557-4347	46557-4447	46557-4547
50	46557-5147	46557-5247	46557-5347	46557-5447	46557-5547
15	46557-6147	46557-6247	46557-6347	46557-6447	46557-6547
25	46557-7147	46557-7247	46557-7347	46557-7447	46557-7547
35	46557-8147	46557-8247	46557-8347	46557-8447	46557-8547
45	46557-9147	46557-9247	46557-9347	46557-9447	46557-9547

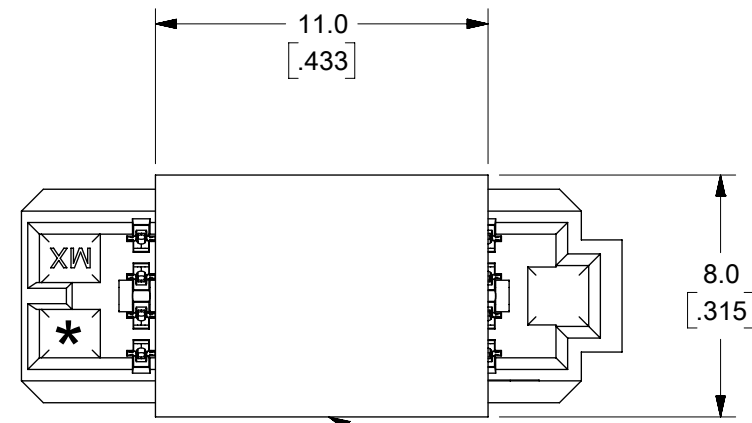
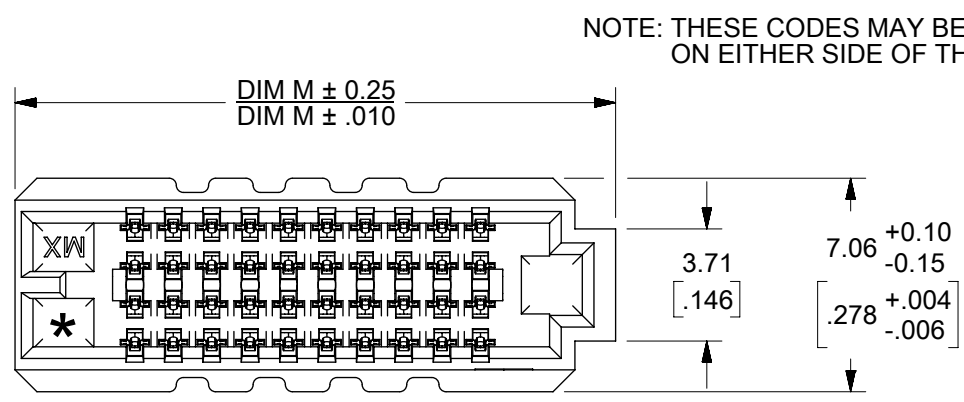
MATED STACK HEIGHTS
GIVEN IN MILLIMETERS (MM) FOR REFERENCE ONLY

SEE SHEET 1 EC NO: UCP2015-1206 DRAWN: RWHIPPLE 2014/10/22 CHKD: DMORGAN 2014/10/22 APPR: SMILLER 2015/01/05	DESCRIPTION REV	QUALITY SYMBOLS	GENERAL TOLERANCES (UNLESS SPECIFIED)	DIMENSION STYLE	SCALE	DESIGN UNITS	THIRD ANGLE PROJECTION
		$\nabla = 0$ $\nabla = 0$ $\nabla = 0$	mm INCH 4 PLACES ± --- ± --- 3 PLACES ± --- ± .010 2 PLACES ± 0.25 ± .015 1 PLACE ± 0.38 ± --- 0 PLACE ± ±	MM/IN	1:1	INCH	SEARAY SLIM (4 ROW) RECEPTACLE ASSEMBLY 1.27/.050 PITCH TIN/LEAD
		ANGULAR ± ---° DRAFT WHERE APPLICABLE MUST REMAIN WITHIN DIMENSIONS	DRAWN BY DATE RWHIPPLE 2014/10/22 CHECKED BY DATE DMORGAN 2014/10/22 APPROVED BY DATE SMILLER 2015/01/05	TITLE			
		A	MATERIAL NO.	DOCUMENT NO.	SHEET NO.		
	B	SEE TABLE	RSD-46557-001	3 OF 3			
THIS DRAWING CONTAINS INFORMATION THAT IS PROPRIETARY TO MOLEX INCORPORATED AND SHOULD NOT BE USED WITHOUT WRITTEN PERMISSION							

9 8 7 6 5 4 3 2 1

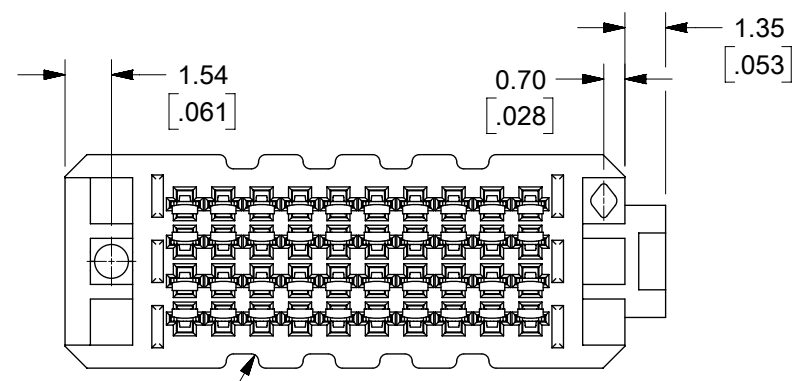
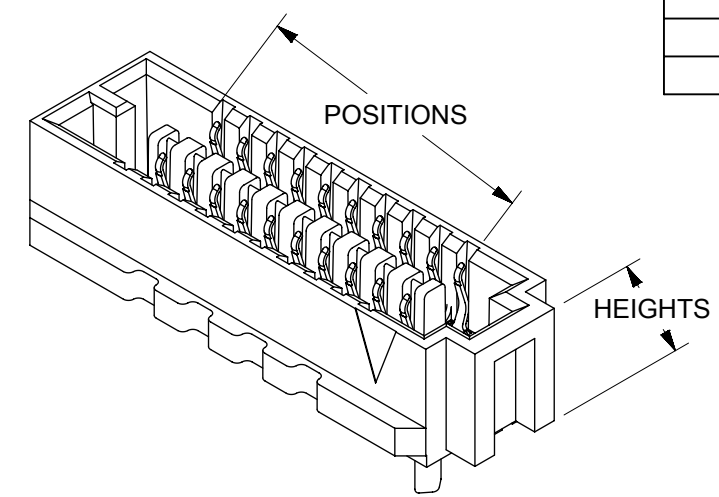
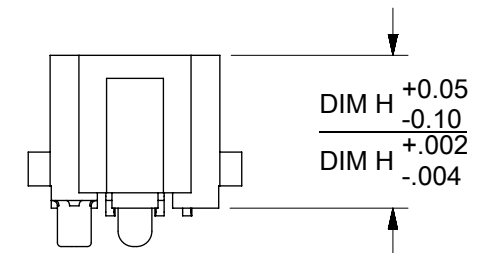
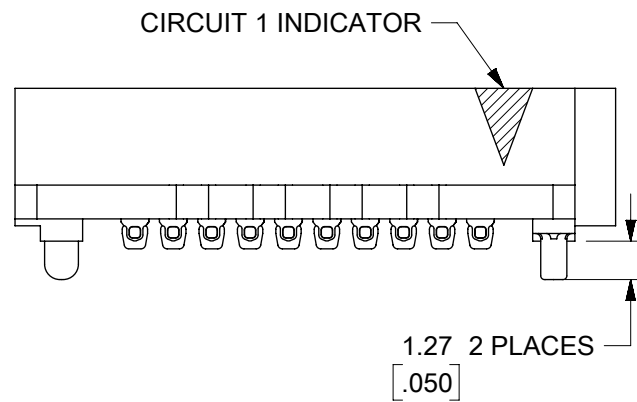


- NOTES:
- MATERIALS: HOUSING: GLASS FILLED LCP (LIQUID CRYSTAL POLYMER), UL94V-0, BLACK
CONTACTS: COPPER ALLOY
SOLDER CHARGE: 95.5% TIN, 3.8% SILVER, 0.7% COPPER
 - FINISHES: 30 MICROINCH MINIMUM GOLD IN THE CONTACT AREA, 50 MICROINCH MINIMUM TIN IN THE TAIL AREA, OVERALL NICKEL UNDERPLATE.
 - PRODUCT SPECIFICATION: PS-45970-001
 - PACKAGING SPECIFICATION: PK-45971-002 (TAPE AND REEL)
 - MATES WITH SEARAY SLIM PLUG ASSY SERIES 46556
 - APPLICATION SPECIFICATION: AS-45970-001
 - COSMETIC SPECIFICATION: PS-45499-002 CLASS B
 - PART STATUS: CONTACT MOLEX



PICK AND PLACE PAD (SHOWN IN THIS VIEW ONLY)

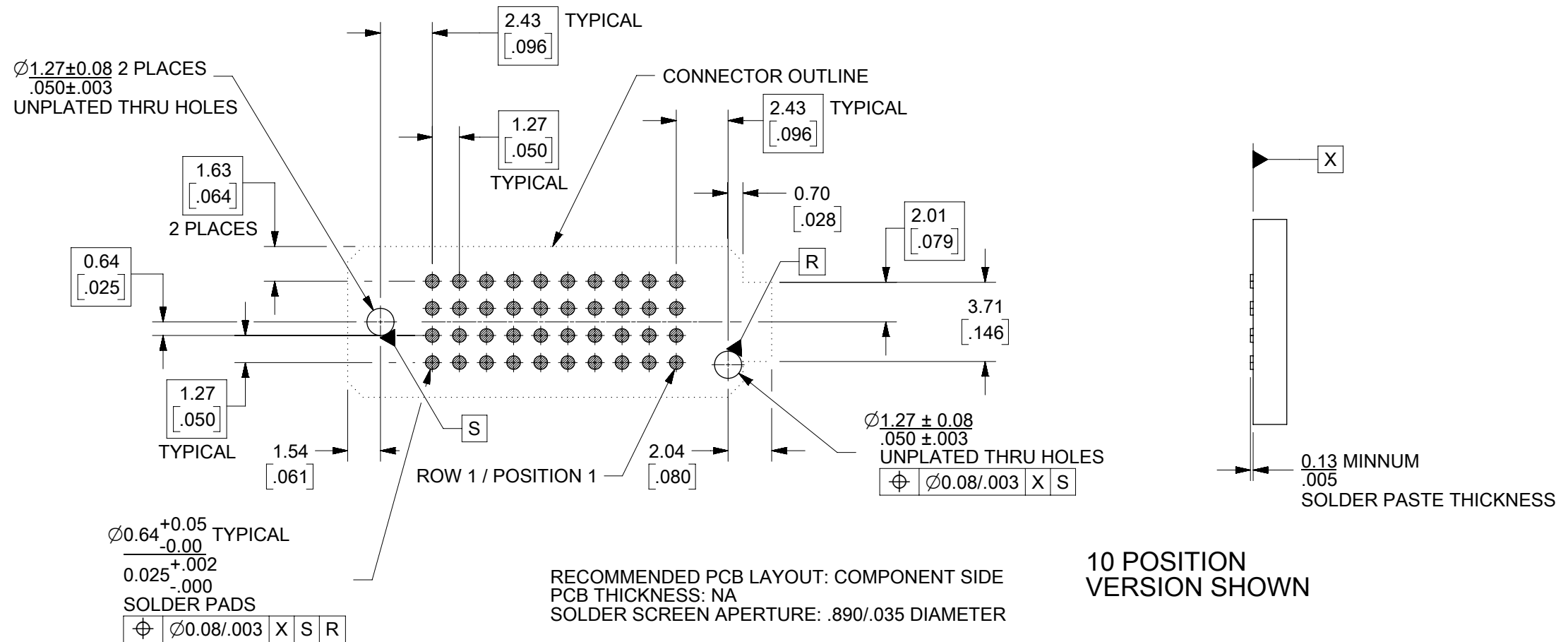
POSITIONS	DIM M	Symbol	TOTAL NUMBER OF EDGE NOTCHES
10	19.88/784	0.15/.006	8
15	26.23/1.034	0.15/.006	14
20	32.58/1.284	0.15/.006	18
25	38.93/1.534	0.15/.006	24
30	45.28/1.784	0.15/.006	28
35	51.63/2.034	0.15/.006	34
40	57.98/2.284	0.15/.006	38
45	64.33/2.534	0.23/.009	44
50	70.68/2.784	0.23/.009	48



10 POSITION VERSION SHOWN IN THESE VIEWS

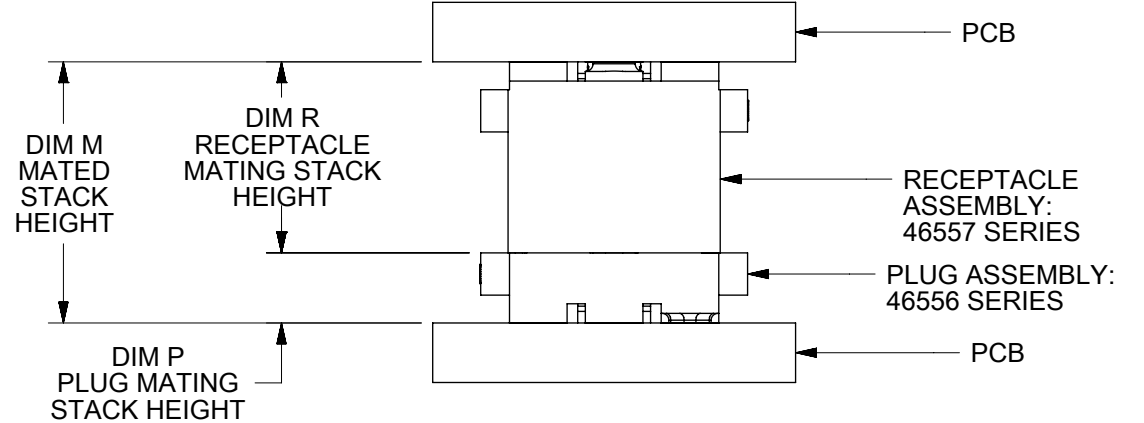
EDGE NOTCHES- SEE TABLE (THE NUMBER OF NOTCHES INCREASES AS THE NUMBER OF POSITIONS INCREASES)

SYMBOLS		THIS DRAWING CONTAINS INFORMATION THAT IS PROPRIETARY TO MOLEX ELECTRONIC TECHNOLOGIES, LLC AND SHOULD NOT BE USED WITHOUT WRITTEN PERMISSION	
▽ = 0	MM/IN	SCALE	CURRENT REV DESC: UPDATE CHART
▽ = 0	4 PLACES	4:1	
▽ = 0	GENERAL TOLERANCES (UNLESS SPECIFIED)		
▽ = 0	ANGULAR TOL	± °	EC NO: 605384
▽ = 0	4 PLACES	±	DRWN: JBINGHAM 2018/10/01
▽ = 0	3 PLACES	±	CHK'D: DMCGOWAN 2018/10/03
▽ = 0	2 PLACES	± 0.25	APPR: DMCGOWAN 2018/10/03
▽ = 0	1 PLACE	± 0.38	INITIAL REVISION:
▽ = 0	0 PLACES	±	DRWN: TGREGORI 2007/05/21
▽ = 0	DRAFT WHERE APPLICABLE MUST REMAIN WITHIN DIMENSIONS		APPR: JCOMERCI 2010/03/05
THIRD ANGLE PROJECTION		DRAWING	SERIES
B-SIZE		46557	MATERIAL NUMBER
SEE TABLE SHT 3		CUSTOMER	SHEET NUMBER
GENERAL MARKET		1 OF 3	



		DIM R RECEPTACLE STACK HEIGHT									
		5.0		6.0		6.5		7.5		8.0	
DIM P PLUG STACK HEIGHT	mm	DIM M FULLY MATED	DIM M MAX	DIM M FULLY MATED	DIM M MAX	DIM M FULLY MATED	DIM M MAX	DIM M FULLY MATED	DIM M MAX	DIM M FULLY MATED	DIM M MAX
	2.0	7.00	7.74	8.00	8.74	8.50	9.24	9.50	10.24	10.00	10.74
3.0	8.00	8.74	9.00	9.74	9.50	10.24	10.50	11.24	11.00	11.74	
3.5	8.50	9.24	9.50	10.24	10.00	10.74	11.00	11.74	11.50	12.24	
2.5	7.50	8.24	8.50	9.24	9.00	9.74	10.00	10.74	10.50	11.24	
4.5	9.50	10.24	10.50	11.24	11.00	11.74	12.00	12.74	12.50	13.24	
5.0	10.00	10.74	11.00	11.74	11.50	12.24	12.50	13.24	13.00	13.74	
7.0	12.00	12.74	13.00	13.74	13.50	14.24	14.50	15.24	15.00	15.74	

MATED STACK HEIGHTS
GIVEN IN MILLIMETERS (mm) FOR REFERENCE ONLY



STACK HEIGHTS
GIVEN IN MILLIMETERS (mm) FOR REFERENCE ONLY

SYMBOLS		THIS DRAWING CONTAINS INFORMATION THAT IS PROPRIETARY TO MOLEX ELECTRONIC TECHNOLOGIES, LLC AND SHOULD NOT BE USED WITHOUT WRITTEN PERMISSION		CURRENT REV DESC: UPDATE CHART		molex	
▽ = 0	MM/IN	SCALE	4:1	EC NO: 605384			
▽ = 0	GENERAL TOLERANCES (UNLESS SPECIFIED)		DRWN: JBINGHAM		2018/10/01	SEARAY SLIM (4 ROW) RECEPTACLE ASSEMBLY 1.27/.050 PITCH	
▽ = 0	ANGULAR TOL ± °		CHK'D: DMCGOWAN		2018/10/03	PRODUCT CUSTOMER DRAWING	
▽ = 0	4 PLACES	±	APPR: DMCGOWAN		2018/10/03	DOCUMENT NUMBER	
▽ = 0	3 PLACES	±	INITIAL REVISION:		SD-46557-001		
▽ = 0	2 PLACES	± 0.25	DRWN: TGREGORI		2007/05/21	DOC TYPE	DOC PART
▽ = 0	1 PLACE	± 0.38	APPR: JCOMERCI		2010/03/05	REVISION	
▽ = 0	0 PLACES	±	DRAFT WHERE APPLICABLE MUST REMAIN WITHIN DIMENSIONS		MATERIAL NUMBER		
▽ = 0	THIRD ANGLE PROJECTION		DRAWING		SERIES	CUSTOMER	SHEET NUMBER
		B-SIZE		46557	SEE TABLE SHT 3	GENERAL MARKET	2 OF 3

E

D

C

B

A

DIM R: (REF)	5.0 mm	6.0 mm	6.5 mm	7.5 mm	8.0 mm
DIM H:	5.04/.199	6.04/.238	6.55/.258	7.54/.297	8.05/.317
POSITIONS	MATERIAL NO	MATERIAL NO	MATERIAL NO	MATERIAL NO	MATERIAL NO
10	46557-1145	46557-1245	46557-1345	46557-1445	46557-1545
20	46557-2145	46557-2245	46557-2345	46557-2445	46557-2545
30	46557-3145	46557-3245	46557-3345	46557-3445	46557-3545
40	46557-4145	46557-4245	46557-4345	46557-4445	46557-4545
50	46557-5145	46557-5245	46557-5345	46557-5445	46557-5545
15	46557-6145	46557-6245	46557-6345	46557-6445	46557-6545
25	46557-7145	46557-7245	46557-7345	46557-7445	46557-7545
35	46557-8145	46557-8245	46557-8345	46557-8445	46557-8545
45	46557-9145	46557-9245	46557-9345	46557-9445	46557-9545

MATING STACK HEIGHTS (DIMENSION R)
GIVEN IN MILLIMETERS (mm) FOR REFERENCE ONLY

SYMBOLS	THIS DRAWING CONTAINS INFORMATION THAT IS PROPRIETARY TO MOLEX ELECTRONIC TECHNOLOGIES, LLC AND SHOULD NOT BE USED WITHOUT WRITTEN PERMISSION											
	DIMENSION UNITS		SCALE		CURRENT REV DESC: UPDATE CHART							
	MM/IN		1:1		EC NO: 605384 DRWN: JBINGHAM 2018/10/01 CHK'D: DMCGOWAN 2018/10/03 APPR: DMCGOWAN 2018/10/03							
	GENERAL TOLERANCES (UNLESS SPECIFIED)											
	ANGULAR TOL		± °		INITIAL REVISION: DRWN: TGREGORI 2007/05/21 APPR: JCOMERCI 2010/03/05							
	4 PLACES		±									
	3 PLACES		±		DOCUMENT NUMBER		DOC TYPE		DOC PART		REVISION	
	2 PLACES		± 0.25		SD-46557-001		PSD		001		P1	
	1 PLACE		± 0.38		MATERIAL NUMBER		CUSTOMER		SHEET NUMBER			
	0 PLACES		±		SEE TABLE SHT 3		GENERAL MARKET		3 OF 3			
DRAFT WHERE APPLICABLE MUST REMAIN WITHIN DIMENSIONS		THIRD ANGLE PROJECTION		DRAWING		SERIES		B-SIZE		46557		



SEARAY SLIM (4 ROW)
RECEPTACLE ASSEMBLY 1.27/.050 PITCH

PRODUCT CUSTOMER DRAWING