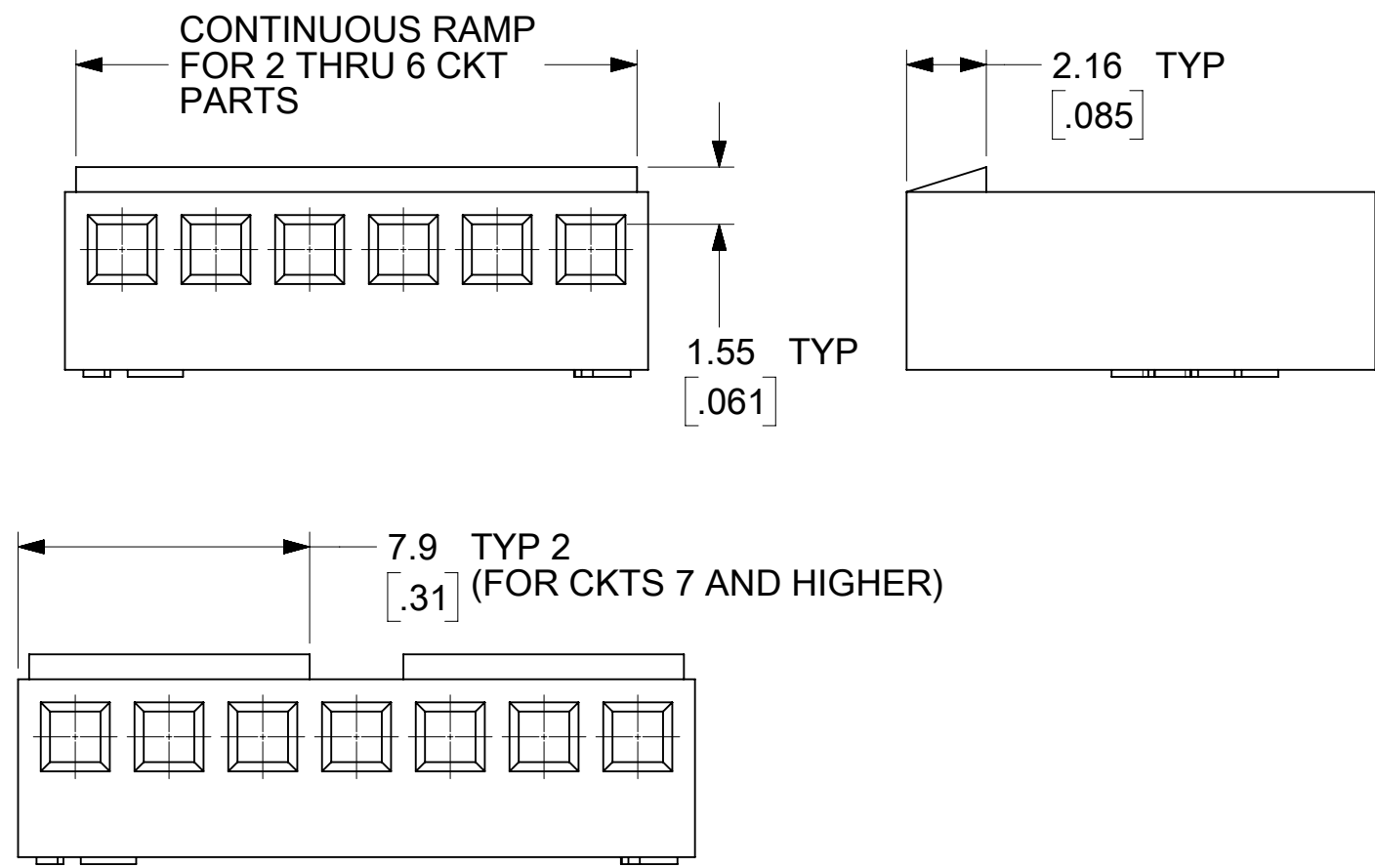
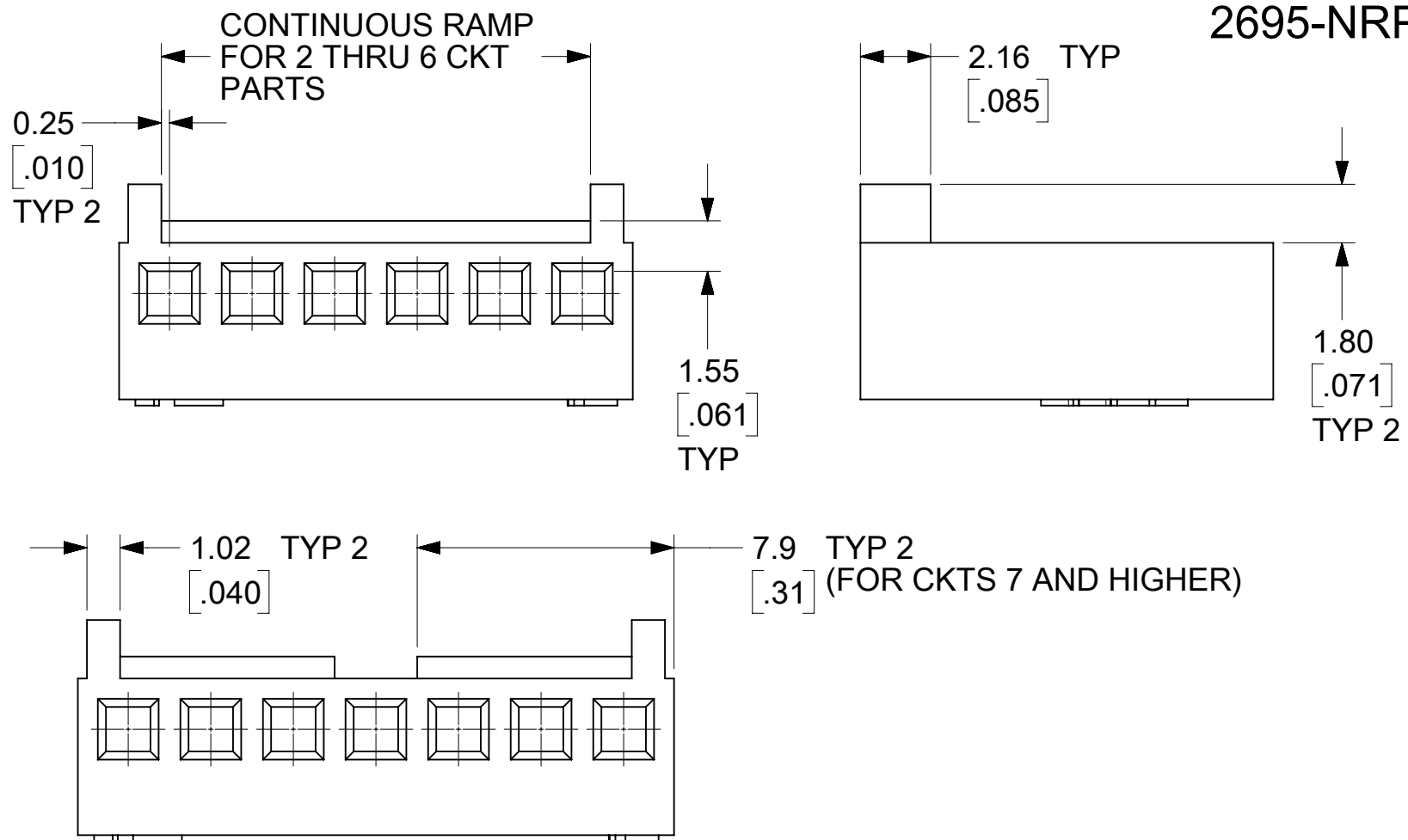


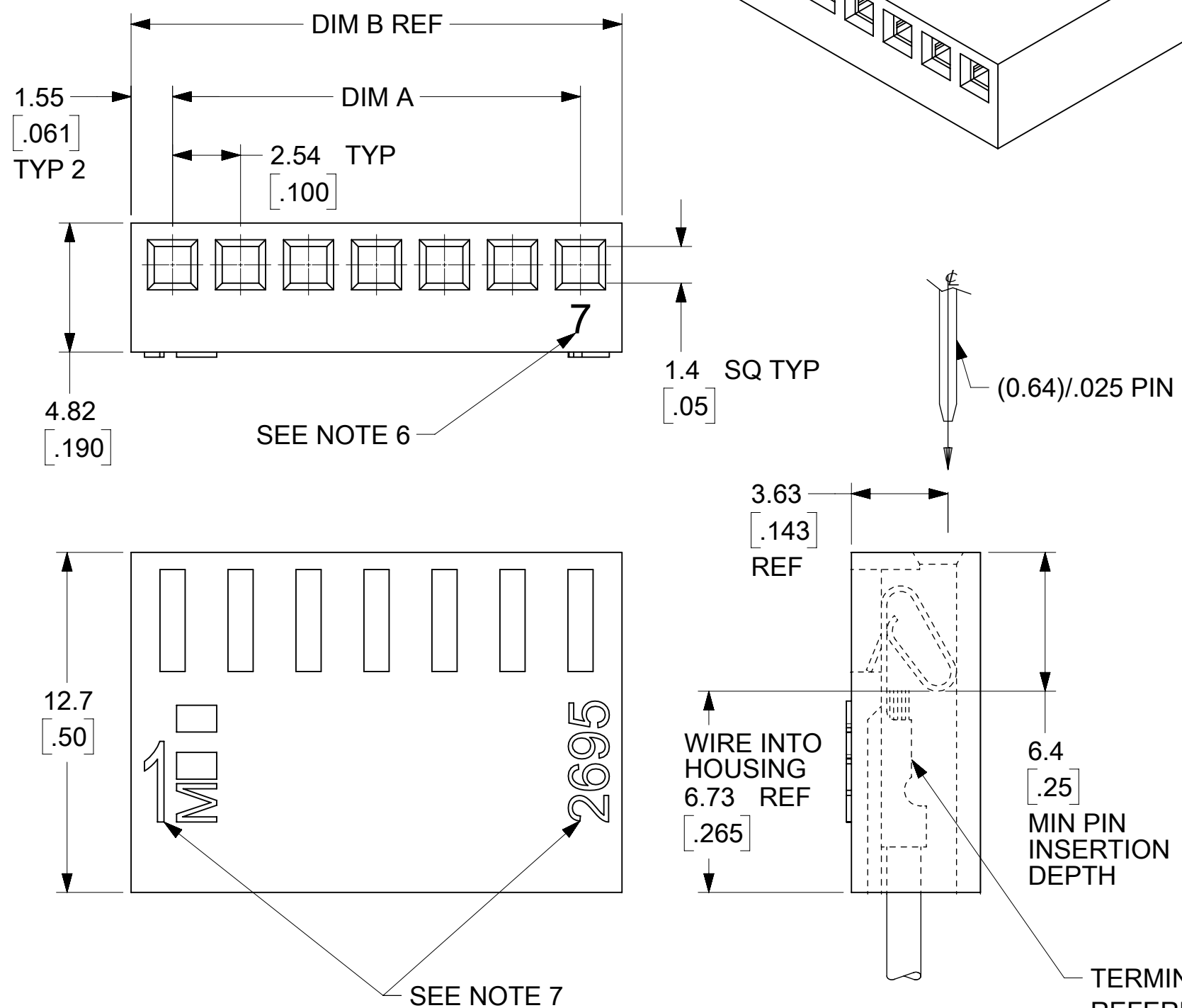
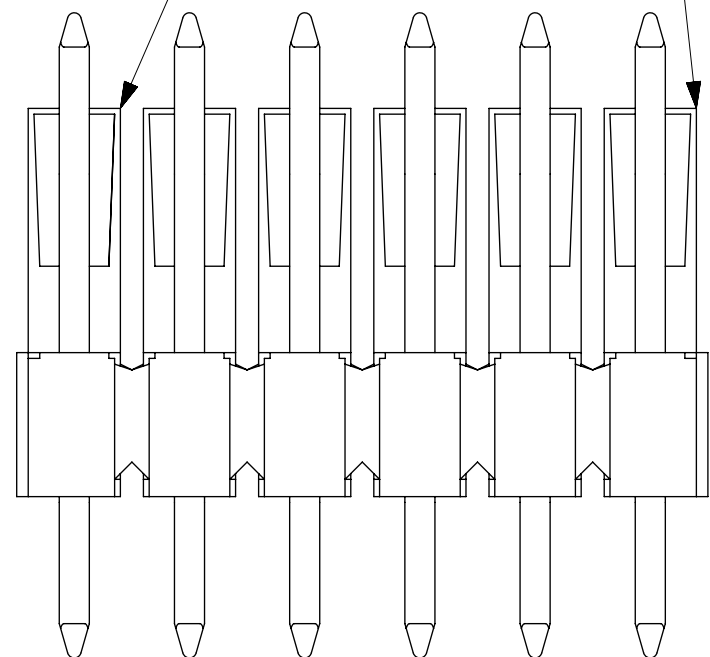
2695-NR



2695-NRP



WHEN MATING 2695-NRP TO BREAKAWAY FRICTION LOCK OR POLARIZING HEADERS, THE END BACKWALLS MUST BE REMOVED



NOTES:

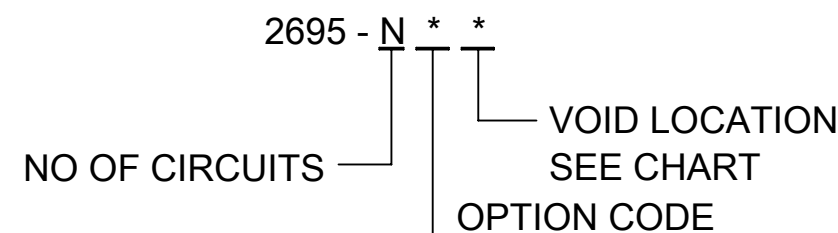
1. MATERIAL: A - NYLON, UL94V-0, COLOR: WHITE
B - NYLON, UL94V-0, COLOR: MOLDED BLACK
2. FINISH: SEE TERMINAL DRAWING
3. PRODUCT SPECIFICATION: PS-10-07.
4. PACKAGING: PER 26950002-PK, 26950001-PK (ONLY FOR 22013047, 22013037, 22013027)
5. HOUSING TO BE USED WITH CRIMP TERMINAL SERIES 2759, 6459, 41572. PARTS MADE AFTER 4/19/2012 WILL ALSO ACCEPT 4809 AND 8088 SERIES TERMINALS. FOR USE WITH 22-30 GAUGE WIRE WITH (1.57)/.062 DIAMETER MAXIMUM WIRE INSULATION.
6. LAST CIRCUIT NUMBER NOT PRESENT ON 2-6 CKT AND MAY OR MAY NOT BE PRESENT ON 7-16 CKT SIZES.
7. CIRCUIT NUMBER "1" AND ENGINEERING NUMBER TO APPEAR ON PARTS 3 CKTS AND HIGHER.
8. THIS PART CONFORMS TO CLASS B REQUIREMENTS OF COSMETIC SPECIFICATION PS-45499-002.
9. THE PARTS LISTED ON THIS DRAWING ARE CONSTRUCTED TO MEET THE REQUIREMENT FOR DIRECT SUPPORT OF UNINSULATED LIVE PARTS AS DESCRIBED IN UL508C.
10. THIS DRAWING REPLACES SD-2695.

NO. OF CIRCUITS	DIM. A	DIM. B
2	(2.54±0.05) .100±.002	(5.64) .222
3	(5.08±0.05) .200±.002	(8.18) .322
4	(7.62±0.08) .300±.003	(10.72) .422
5	(10.16±0.08) .400±.003	(13.26) .522
6	(12.70±0.10) .500±.004	(15.80) .622
7	(15.24±0.10) .600±.004	(18.34) .722
8	(17.78±0.13) .700±.005	(20.88) .822
9	(20.32±0.13) .800±.005	(23.42) .922
10	(22.86±0.13) .900±.005	(25.96) 1.022
11	(25.40±0.15) 1.000±.006	(28.50) 1.122
12	(27.94±0.15) 1.100±.006	(31.04) 1.222
13	(30.48±0.18) 1.200±.007	(33.58) 1.322
14	(33.02±0.18) 1.300±.007	(36.12) 1.422
15	(35.56±0.20) 1.400±.008	(38.66) 1.522
16	(38.10±0.20) 1.500±.008	(41.20) 1.622

FUNCTIONAL SYMBOLS	THIS DRAWING CONTAINS INFORMATION THAT IS PROPRIETARY TO MOLEX ELECTRONIC TECHNOLOGIES, LLC AND SHOULD NOT BE USED WITHOUT WRITTEN PERMISSION		CURRENT REV DESC:		
	DIMENSION UNITS	SCALE			
$F_A = 0$	mm	5:1			KK 2.54/.100 CRIMP HOUSING 2695 SERIES HALOGEN FREE
$F_C = 0$	GENERAL TOLERANCES (UNLESS SPECIFIED)				
DIVISIONAL SYMBOLS	4 PLACES	±	MM	INCH	EC NO: 639732 DRWN: YVENKATESWAR 2020/06/17 CHK'D: YVENKATESWAR 2020/06/17 APPR: ISHWARG 2020/06/17
	3 PLACES	±	± 0.005		
	2 PLACES	±	0.13	± 0.01	
	1 PLACE	±	0.25	±	
	0 PLACES	±		±	
	ANGULAR TOL	±	0.5°		INITIAL REVISION: DRWN: JQUILES 2017/06/02 APPR: FSMITH 2017/06/09
DRAFT WHERE APPLICABLE MUST REMAIN WITHIN DIMENSIONS		THIRD ANGLE PROJECTION	DRAWING	SERIES	DOCUMENT NUMBER 26950000-SD
			C-SIZE	2695	DOC TYPE DOC PART REVISION PSD 000 A3
					MATERIAL NUMBER CUSTOMER SHEET NUMBER SEE CHART GENERAL MARKET 1 OF 2

2695-N			2695-NR			2695-NRP			2695-NRP-BK		
PART NUMBER	ENGINEERING NUMBER	VOID	PART NUMBER	ENGINEERING NUMBER	VOID	PART NUMBER	ENGINEERING NUMBER	VOID	PART NUMBER	ENGINEERING NUMBER	VOID
22-01-2021	2695-2		22-01-2027	2695-2R		22-01-3027*	2695-2RP		50-29-1557	2695-2RP-BK	
22-01-2031	2695-3		22-01-2037	2695-3R		22-01-3037*	2695-3RP		50-29-1558	2695-3RP-BK	
22-01-2041	2695-4		22-01-2047	2695-4R		22-01-3047*	2695-4RP		50-29-1559	2695-4RP-BK	
22-01-2051	2695-5		22-01-2057	2695-5R		22-01-3057	2695-5RP		50-29-1560	2695-5RP-BK	
22-01-2061	2695-6		22-01-2067	2695-6R		22-01-3067	2695-6RP		50-29-1561	2695-6RP-BK	
22-01-2071	2695-7		22-01-2077	2695-7R		22-01-3077	2695-7RP		50-29-1562	2695-7RP-BK	
22-01-2081	2695-8		22-01-2087	2695-8R		22-01-3087	2695-8RP		50-29-1563	2695-8RP-BK	
22-01-2091	2695-9		22-01-2097	2695-9R		22-01-3097	2695-9RP		50-29-1564	2695-9RP-BK	
22-01-2101	2695-10		22-01-2107	2695-10R		22-01-3107	2695-10RP		50-29-1565	2695-10RP-BK	
22-01-2111	2695-11		22-01-2117	2695-11R		22-01-3117	2695-11RP		50-29-1566	2695-11RP-BK	
22-01-2121	2695-12		22-01-2127	2695-12R		22-01-3127	2695-12RP		50-29-1567	2695-12RP-BK	
22-01-2131	2695-13		22-01-2137	2695-13R		22-01-3137	2695-13RP		50-29-1568	2695-13RP-BK	
22-01-2141	2695-14		22-01-2147	2695-14R		22-01-3147	2695-14RP		50-29-1569	2695-14RP-BK	
22-01-2151	2695-15		22-01-2157	2695-15R		22-01-3157	2695-15RP		50-29-1570	2695-15RP-BK	
22-01-2161	2695-16		22-01-2167	2695-16R		22-01-3167	2695-16RP		50-29-1571	2695-16RP-BK	

*REFER NOTE 4 FOR PACKAGING INFORMATION PERTAINING TO 22013027, 22013037, 22013047



	RAMP	POLARIZING RIBS	MATERIAL
BLANK	NO	NO	NOTE 1A
R	YES	NO	NOTE 1A
RP	YES	YES	NOTE 1A
RP-BK	YES	YES	NOTE 1B

FUNCTIONAL SYMBOLS FA = 0 FC = 0 FP = 0 DIVISIONAL SYMBOLS	THIS DRAWING CONTAINS INFORMATION THAT IS PROPRIETARY TO MOLEX ELECTRONIC TECHNOLOGIES, LLC AND SHOULD NOT BE USED WITHOUT WRITTEN PERMISSION																																		
	DIMENSION UNITS mm		SCALE 1:1		CURRENT REV DESC:						 KK 2.54/.100 CRIMP HOUSING 2695 SERIES HALOGEN FREE																								
	GENERAL TOLERANCES (UNLESS SPECIFIED)				EC NO: 639732 DRWN: YVENKATESWAR 2020/06/17 CHK'D: YVENKATESWAR 2020/06/17 APPR: ISHWARG 2020/06/17																														
	<table border="1"> <thead> <tr> <th></th> <th>MM</th> <th>INCH</th> </tr> </thead> <tbody> <tr> <td>4 PLACES</td> <td>±</td> <td>±</td> </tr> <tr> <td>3 PLACES</td> <td>±</td> <td>± 0.005</td> </tr> <tr> <td>2 PLACES</td> <td>± 0.13</td> <td>± 0.01</td> </tr> <tr> <td>1 PLACE</td> <td>± 0.25</td> <td>±</td> </tr> <tr> <td>0 PLACES</td> <td>±</td> <td>±</td> </tr> </tbody> </table>			MM	INCH	4 PLACES	±	±	3 PLACES	±	± 0.005	2 PLACES	± 0.13	± 0.01	1 PLACE	± 0.25	±	0 PLACES	±	±	ANGULAR TOL ± 0.5 °		INITIAL REVISION: DRWN: JQUILES 2017/06/02 APPR: FSMITH 2017/06/09						DOCUMENT NUMBER 26950000-SD		DOC TYPE PSD		DOC PART 000		REVISION A3
	MM	INCH																																	
4 PLACES	±	±																																	
3 PLACES	±	± 0.005																																	
2 PLACES	± 0.13	± 0.01																																	
1 PLACE	± 0.25	±																																	
0 PLACES	±	±																																	
DRAFT WHERE APPLICABLE MUST REMAIN WITHIN DIMENSIONS		THIRD ANGLE PROJECTION		DRAWING C-SIZE		SERIES 2695		MATERIAL NUMBER SEE CHART		CUSTOMER GENERAL MARKET		SHEET NUMBER 2 OF 2																							

DOCUMENT STATUS	P1	RELEASE DATE	2020/06/17	13:00:37
-----------------	----	--------------	------------	----------