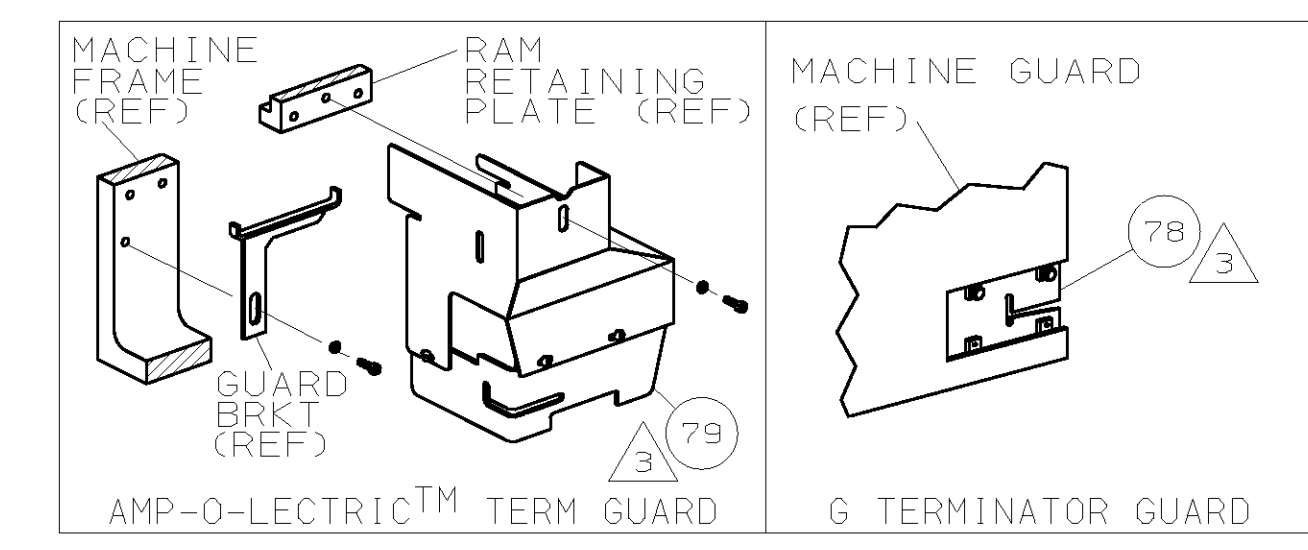


PART NUMBER	REV	FIRST USED
680507-1	A	122500-1
680507-2	A	565435-5

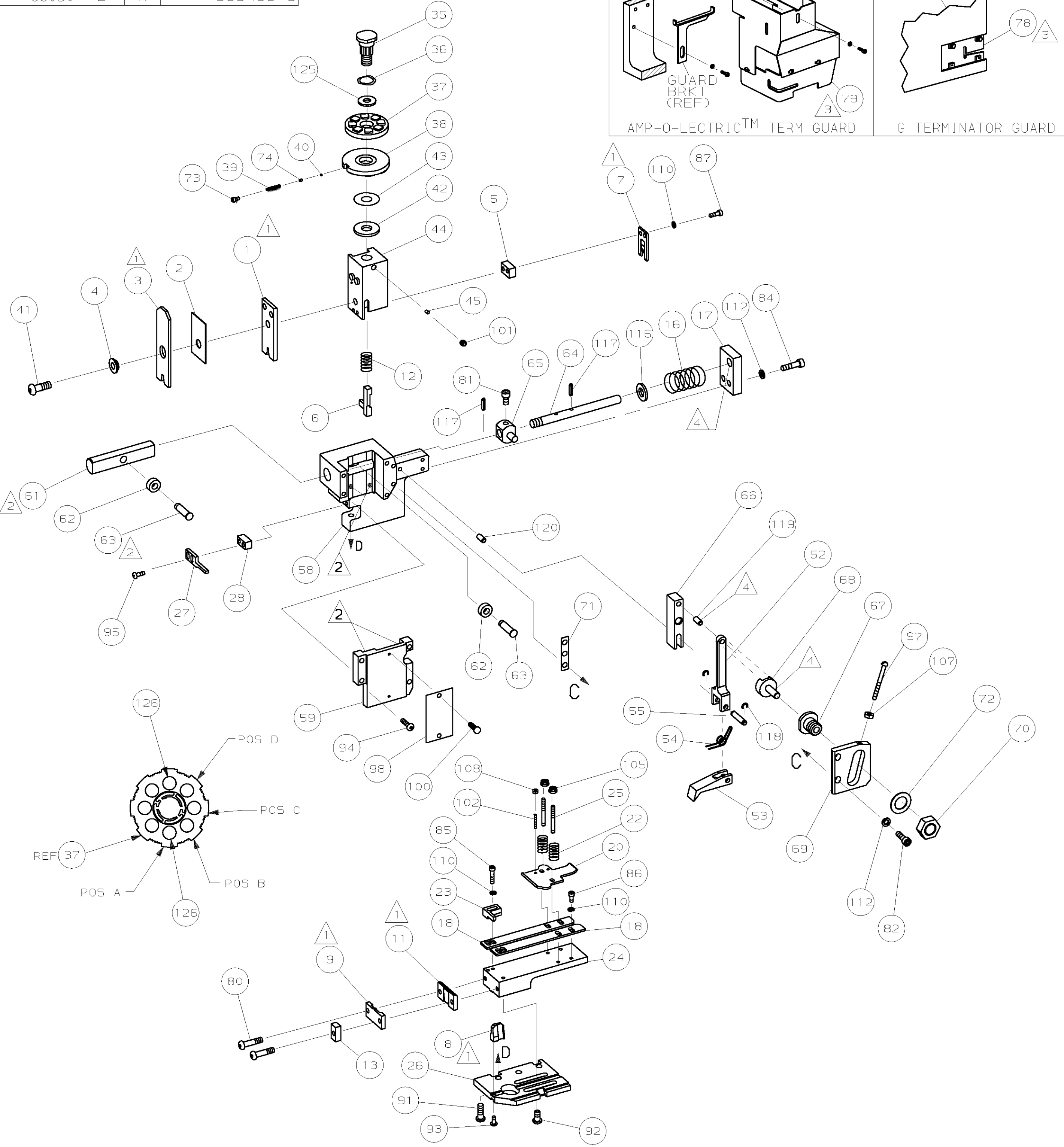


TERMINAL NAME: TERMINAL, TAB

AMP P/N	MFG P/N	CRIMPING DATA			
286619	7114-1050	PAD LTR	CRIMP HEIGHT	WIRE SIZE	
		A	.051 ±.002 [1.30 ±0.05mm]	18	
		B	NOT	USED	
		C	NOT	USED	
		D	NOT	USED	
		CRIMP WIRE	SIZE	TYPE	RANGE
		.100	[2.54mm]	F	18
		.155	[3.94mm]	F	-

-1			LEADMAKER & BENCH MODEL G	MECH POST FEED	
-2			BENCH MODEL K	MECH POST FEED	
REF	REF	-	A	22594-8	NUT, HEX 70
REF	REF	-	B	240628-1	PLATE, ADJ 69
REF	REF	-	B	240626-1	SHAFT, PIVOT 68
REF	REF	-	B	240633-1	BUSHING 67
REF	REF	-	A	455680-1	LEVER, INTERMEDIATE 66
REF	REF	-	B	240629-1	BLOCK, PIVOT 65
REF	REF	-	A	240632-2	SCR, ADJ 64
REF	REF	-	B	240659-3	PIN, CAM ROLLER 63
REF	REF	-	B	240658-1	CAM, ROLLER 62
REF	REF	-	B	454398-1	ROD, FEED 61

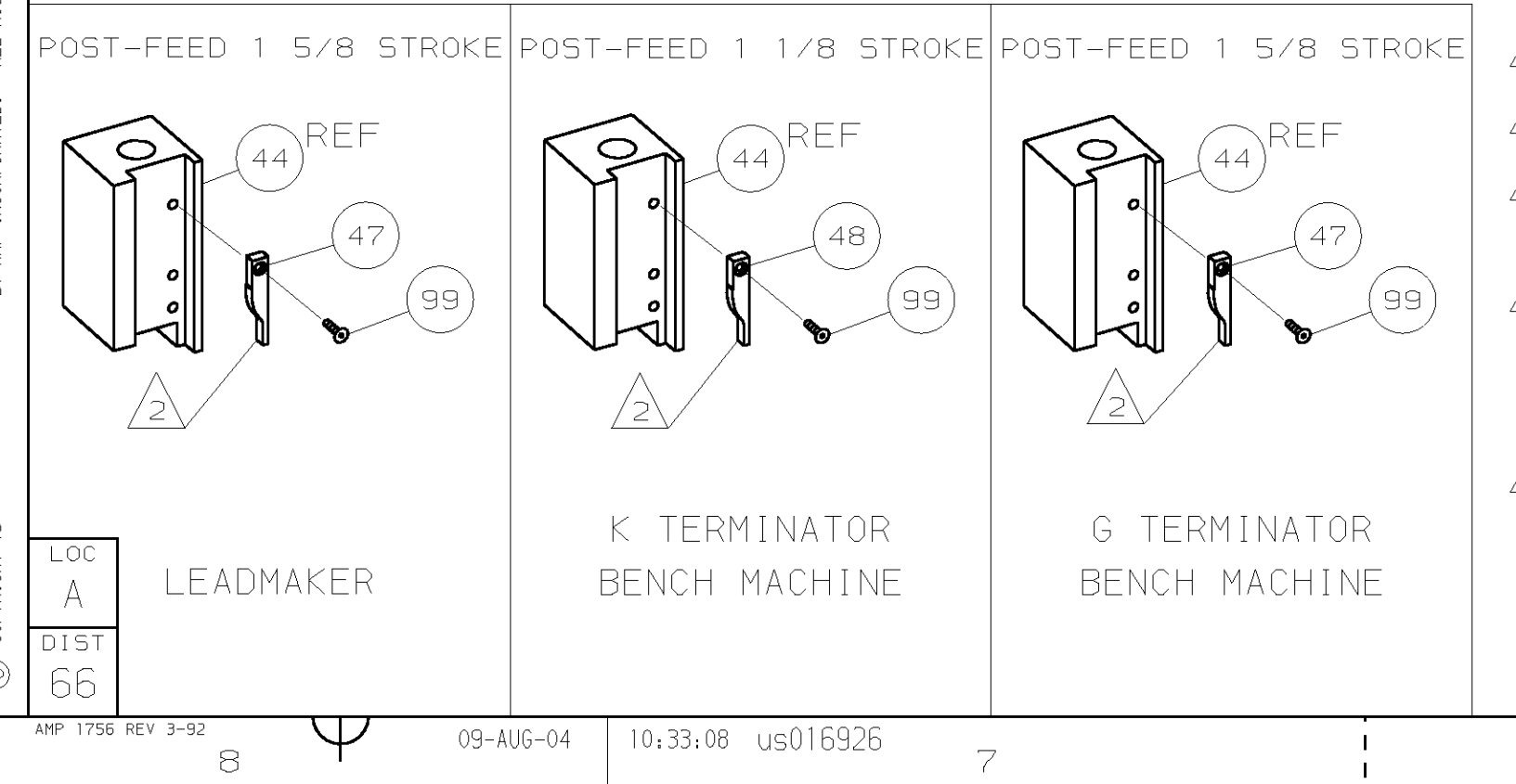
THIS DRAWING IS A CONTROLLED DOCUMENT.



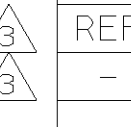
WIRE STRIP LENGTH .203-.234 TERM APPL SPEC NONE FEED 1.170 APPL INSTRUCTION 408-8039 SET UP GAGE 458638-1 LAYOUT L1968

QTY	REF	REV	A	DESCRIPTION	ITEM NO
					129
					128
					127
2	2	-	C	3-354779-7 PIN, WIRE DISC (.3175)A	126
1	1	-	A	986950-1 WASHER, FLAT PRECISION	125
1	1	-	A	217238-1 GENERAL INSTRUCTION PACKAGE	124
1	1	-	-	4088039 EF APPL INST 408-8039	123
					122
					121
REF	REF	-	A	1-21030-7 PIN, DOWEL (Ø.187x1.50)H5G	120
REF	REF	-	A	1-21030-1 PIN, DOWEL (Ø.187x.50)LEVER	119
REF	REF	-	A	21045-3 RING, RET "C" (Ø.187)FD PIN	118
REF	REF	-	A	5-21028-1 PIN, STD SPRING (Ø.12)FD ADJ ROD	117
REF	REF	-	A	21899-4 WASHER, FLAT (Ø5/16)SCR ADJ	116
					115
					114
					113
REF	REF	-	A	21024-5 WASHER, LOCK (NO.10)FD ROD GDE	112
7	7	-	A	21024-4 WASHER, LOCK (NO.8)SHEAR BL	110
					109
2	2	-	A	21018-4 NUT, HEX (4-40)DRAG	108
REF	REF	-	A	21018-5 NUT, HEX (6-32)FD ADJ PL	107
					106
2	2	-	A	21022-2 NUT, HEX SL (8-32)DRAG STUD	105
					104
					103
2	2	-	A	2-21006-6 SCR, SKT SET (4-40x.62)DRAG	102
1	1	-	A	21009-2 SCR, SKT SET (1/4-20x.25)RAM	101
2	2	-	A	21017-2 SCR, DRIVE (#2x.19) ID PLATE	100
1	1	-	A	1-21002-7 SCR, BHC (6-32x.38)CAM	99
1	1	-	B	461264-1 PLATE, IDENTIFICATION	98
REF	REF	-	A	6-23715-5 SCR, PAN HD (6-32x1.50)FEED ADJ	97
					96
2	2	-	A	2-21002-2 SCR, BHC (8-32x.50)STRIPPER	95
REF	REF	-	A	2-21002-9 SCR, BHC (10-32x.75)H5G CAP	94
1	1	-	A	22733-8 SCR, BHC (8-32x.38 LW)ANVIL	93
4	4	-	A	3-21002-3 SCR, BHC (1/4-20x.50)ST 6D PL	92
REF	REF	-	A	2-22733-8 SCR, BHC (1/4-20x.62)BASE PL	91
					90
					89
					88
2	2	-	A	3-21000-0 SCR, SHC (8-32x.88)SLUG BLADE	87
3	3	-	A	2-21000-5 SCR, SHC (8-32x.25)STRIP GUIDE	86
2	2	-	A	2-21000-8 SCR, SHC (8-32x.62)R STRIP GUIDE	85
REF	REF	-	A	3-21000-7 SCR, SHC (10-32x.75)FEED ROD GDE	84
					83
REF	REF	-	A	3-21000-6 SCR, SHC (10-32x.62)FEED ADJ PL	82
REF	REF	-	A	3-21000-4 SCR, SHC (10-32x.38)PIVOT BLOCK	81
2	2	-	A	3-21002-1 SCR, BHC (10-32x1.00)SHEAR PL	80
REF	-	-	A	455745-1 GUARD, WINDOW	79
-	REF	-	A	679532-1 INSERT, GUARD	78
					77
					76
					75
1	1	-	A	690603-1 SPRING, ASSIST	74
1	1	-	A	23030-1 SCR, SKT CAP (6-32x.25)CP DSC	73
REF	REF	-	A	458109-1 WASHER, FLAT (SPECIAL)	72
REF	REF	-	A	690517-1 SPACER	71

							60
REF	REF	-	C	454220-1	CAP, RAM		59
REF	REF	-	D	453736-1	HOUSING		58
							57
							56
							55
REF	REF	-	B	240624-1	PIN, FEED FINGER		54
REF	REF	-	B	691499-1	SPRING, FEED FINGER		53
REF	REF	-	B	240635-1	FINGER, FEED		52
REF	REF	-	B	240634-1	LEVER, TERMINAL		51
							50
							49
1	-	-	B	690501-3	CAM, POST FEED 1 1/8 ST		48
-	1	-	B	690501-4	CAM, POST-FEED 1 5/8 ST		47
							46
1	1	-	A	690191-1	PLUG, NYLON		45
1	1	-	C	455674-1	RAM		44
1	1	-	A	690125-1	WASHER, LAMINATED		43
1	1	-	A	690124-1	WASHER, RAM		42
1	1	-	A	7-21002-9	BOLT, CRIMPER (5/16-24x1.00)		41
1	1	-	A	23241-6	BALL, STEEL		40
1	1	-	A	690170-1	SPRING, COMPRESSION		39
1	1	-	C	690142-1	DISC, INSULATION		38
1	1	-	D	354777-1	WIRE DISC, PLASTIC		37
1	1	-	A	22480-5	WASHER, SPRING		36
1	1	-	B	690212-1	POST, RAM		35
							34
							33
1	1	-	D	458980-1	APPLICATOR, BASIC (SUB ASSY)		32
							31
							30
							29
1	1	-	B	3-690451-2	SPACER, STRIPPER		28
1	1	-	A	240639-1	STRIPPER		27
REF	REF	-	C	455676-1	PLATE, BASE		26
2	2	-	A	22354-8	DRAG, STUD		25
1	1	-	B	455678-1	PLATE, STRIP GUIDE		24
1	1	-	C	240825-8	PLATE, STRIP HOLD DOWN		23
2	2	-	A	4-22281-1	SPRING, DRAG		22
							21
1	1	-	A	454177-1	DRAG, STOCK		20
							19
2	2	-	C	454204-1	GUIDE, STRIP (FRONT)		18
REF	REF	-	A	454178-1	GUIDE, FEED ROD		17
REF	REF	-	A	4-22284-9	SPRING, FEED RETURN		16
							15
							14
1	1	-	C	1-690481-0	SPACER, HOLD DOWN		13
1	1	-	A	23846-1	SPRING, HOLD DOWN		12
1	1	-	B	240644-1	PLATE, REAR SHEAR		11
							10
1	1	-	B	690482-4	PLATE, FRONT SHEAR		9
1	1	-	D	5-461295-5	ANVIL		8
1	1	-	B	690474-4	BLADE, SLUG		7
1	1	-	D	3-455892-4	HOLD DOWN, TERMINAL		6
1	1	-	C	2-240641-6	SPACER, SLUG BLADE		5
1	1	-	B	238009-4	SPACER, BLOCK CRIMPER		4
1	1	-	C	7-456134-6	CRIMPER, INSULATION		3
1	1	-	B	1-455888-0	SPACER, CRIMPER		2
1	1	-	C	456407-4	CRIMPER, WIRE		1



- ① RECOMMENDED SPARE PARTS.
- ② GREASE LIGHTLY.
- ③ GUARD MUST BE IN PLACE WHEN OPERATING APPLICATOR IN A BENCH MACHINE.
- ④ LUBRICATE DAILY USING NO. 20 MACHINE OIL.
- ⑤ ITEMS WITH QTY OF REF SPECIFIED (EXCEPT ITEMS 78 AND 79) ARE USED ON ITEM 32.
- ⑥ ITEM 78 USED WITH G TERMINATOR ONLY.



THIS DRAWING IS UNRELEASED. RELEASE FOR PUBLICATION BY AMP INCORPORATED. ALL RIGHTS RESERVED. AMP 1756 REV 3-92 09-AUG-04 10:33:08 us016926

680507
D
C
B
A

QTY REOD PER ASSY		PARTS LIST	
MATERIAL		HT TR	FIN
DIMENSIONS IN INCHES. DO NOT SCALE PRINT. TOLERANCES UNLESS OTHERWISE SPECIFIED:		DR 24JUL97 APP 24JUL97	
OTHERWISE SPECIFIED:		M. OBRINE J. HIRNEISEN	
2 PLC DEC ±		CHK 24JUL97 REL -	
3 PLC DEC ±		C. ERISMAN	
4 PLC DEC ±		NAME	
ANGLES ±		SURF TEXTURE: ✓	
REMOVE BURRS, BREAK SHARP EDGES R.015 MAX		SCALE	
A1 ECN 0150-1036-04 TB 8-04		REVISION RECORD	
A REVISED CE 9/97		DATE	
MATERIAL		MACHINE REF	
MATERIAL		MINI APPL	
SCALE -		DWG NO 680507	
SHEET 1 OF 1		REV A1	
00779		CUSTOMER AND ASSEMBLY DRAWING	
00779		RESTRICTED TO	