

Cable - CABLE-D-25SUB/F/OE/0,25/S/6,0M - 2926218

Please be informed that the data shown in this PDF Document is generated from our Online Catalog. Please find the complete data in the user's documentation. Our General Terms of Use for Downloads are valid (<http://phoenixcontact.com/download>)



Assembled shielded round cable; connection 1: Single wires (25-position) (The wires are marked and fitted with ferrules. The braided shield is routed to a separate cable end.); connection 2: D-SUB socket strip (1x 25-position); cable length: 6 m

Your advantages

- ✓ Individual wire marking: 1, 2, 3, 4, etc.
- ✓ Individual wires fitted with ferrules
- ✓ Connector according to IEC 60807-2/DIN 41652
- ✓ 1:1 connection
- ✓ Open end at one end
- ✓ Screw connection: 2 UNC 4-40 screws
- ✓ Shield connection: H05V-K 1 mm² cable, black, 0.5 m in length
- ✓ D-SUB socket or pin strip at one end



Key Commercial Data

| | |
|--------------|---------------|
| Packing unit | 1 pc |
| GTIN | |
| GTIN | 4046356546867 |

Technical data

Ambient conditions

| | |
|-----------------------------------------|------------------------------------------|
| Ambient temperature (operation) | -40 °C ... 70 °C (fixed installation) |
| | -10 °C ... 70 °C (flexible installation) |
| Ambient temperature (storage/transport) | -40 °C ... 80 °C |
| Maximum altitude | ≤ 2000 m |
| Degree of protection | IP20 |
| | ≥ IP54 (Installation location) |

General

| | |
|------------------------------------|---------|
| Max. permissible operating voltage | 25 V AC |
|------------------------------------|---------|

Cable - CABLE-D-25SUB/F/OE/0,25/S/6,0M - 2926218

Technical data

General

| | |
|-----------------------------------------------|----------------------------------------------------|
| | 60 V DC |
| Max. current carrying capacity per path | 2 A (50 °C) |
| | 1 A (70°C) |
| Length of cable | 6 m |
| External cable diameter | 9.8 mm ±0.5 mm |
| Single wire, cross section | 0.25 mm ² |
| Single wire, cross section [AWG] | 24 |
| Single wire, number of litz wires | 14 |
| Single wire, material | Cu uninsulated |
| Wire diameter incl. insulation | 1.2 mm ±0.05 mm |
| Smallest bending radius, fixed installation | 82 mm |
| Smallest bending radius, movable installation | 155 mm |
| Bending cycles | 5000 (at a radius of ≥ 15x outside diameter) |
| Shielding | yes |
| | Tinned copper-braided shield, approx. 85% covering |
| Cable insulation resistance | ≥ 20 MΩ/km (at 20 °C) |
| Cable resistance | ≤ 80 Ω/km (at 20 °C) |
| Outer sheath, material | Semi-rigid PVC |
| External sheath, color | gray |
| Degree of protection | IP20 |
| | ≥ IP54 (Installation location) |
| Nominal operating mode | 100% operating factor |

Connection data

| | |
|-----------------------------|--------------------|
| Connection name | Field level |
| Connection method | D-SUB socket strip |
| Number of connections | 1 |
| Number of positions | 25 |
| Torque | 0.2 Nm |
| Insertion/withdrawal cycles | > 200 |

Connection data 2

| | |
|---------------------|------------------------------------------------------------------------------------------------------|
| Connection name | Controller level |
| Connection method | Single wires |
| Number of positions | 25 |
| Note | The wires are marked and fitted with ferrules. The braided shield is routed to a separate cable end. |

Standards and Regulations

| | |
|------------------|------------------------|
| Flame resistance | UL VW-1 |
| | CSA FT-1 |
| | IEC 60332-1-2 |
| | VDE 0842, Part 332-1-2 |

Cable - CABLE-D-25SUB/F/OE/0,25/S/6,0M - 2926218

Technical data

Standards and Regulations

| | |
|----------------------------------|---------------------------------------|
| | IEC 60332-3-22 |
| Resistance to oil | against occasional splashes |
| Gasoline resistance | against occasional splashes |
| Connection in acc. with standard | CUL |
| Designation | Air clearances and creepage distances |
| Standards/regulations | DIN EN 50178 |
| Rated insulation voltage | 125 V |
| Rated surge voltage | 1.2 kV |
| Insulation | Functional insulation |
| Degree of pollution | 2 |
| Overvoltage category | II |

Supported controller

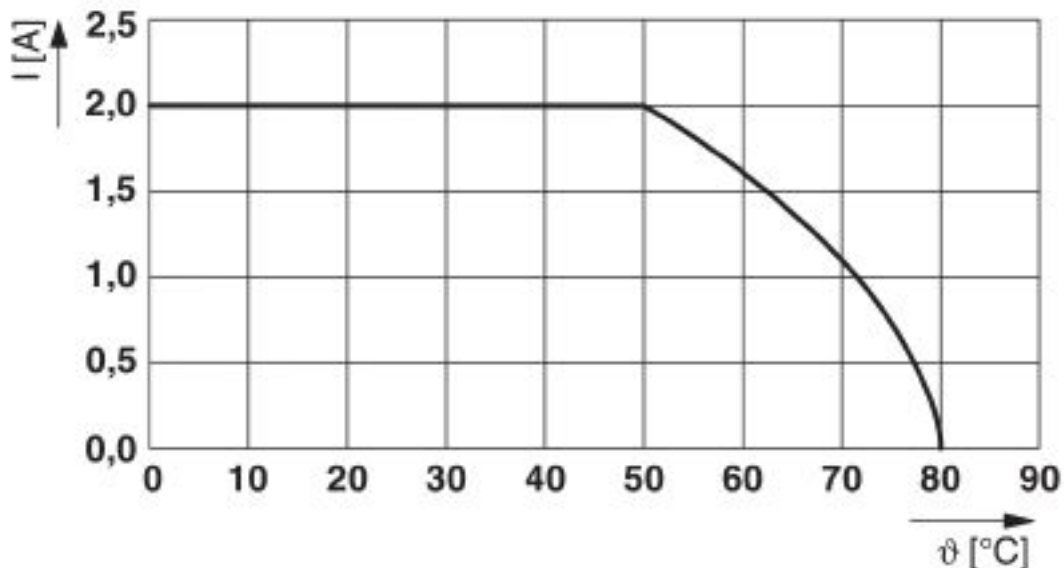
| | |
|------------|-----------|
| Controller | universal |
|------------|-----------|

Environmental Product Compliance

| | |
|------------|-----------------------------------------------------------------------------------------------------|
| China RoHS | Environmentally Friendly Use Period = 50 |
| | For details about hazardous substances go to tab "Downloads", Category "Manufacturer's declaration" |

Drawings

Diagram



Maximum permissible current per path in uncoiled state

Cable - CABLE-D-25SUB/F/OE/0,25/S/6,0M - 2926218

Approvals


Approvals


Approvals


CSA / UL Recognized / cUL Recognized / EAC / cULus Recognized

Ex Approvals

Approval details

| | | | |
|--------------------|-----------------------------------------------------------------------------------|-----------------------------------------------------------------------------------------------------------------------------------------|----------|
| CSA |  | http://www.csagroup.org/services-industries/product-listing/ | 70002966 |
| Nominal voltage UN | | 125 V | |
| Nominal current IN | | 1 A | |

| | | | |
|--------------------|-------------------------------------------------------------------------------------|-------------------------------------------------------------------------------------------------------------------------------------------------------|---------------|
| UL Recognized |  | http://database.ul.com/cgi-bin/XYV/template/LISEXT/1FRAME/index.htm | FILE E 238705 |
| Nominal voltage UN | | 125 V | |
| Nominal current IN | | 2 A | |

| | | | |
|--------------------|-------------------------------------------------------------------------------------|-------------------------------------------------------------------------------------------------------------------------------------------------------|---------------|
| cUL Recognized |  | http://database.ul.com/cgi-bin/XYV/template/LISEXT/1FRAME/index.htm | FILE E 238705 |
| Nominal voltage UN | | 125 V | |
| Nominal current IN | | 2 A | |

| | | |
|-----|-------------------------------------------------------------------------------------|-------------------------|
| EAC |  | RU C- DE.A*30.B00767 |
|-----|-------------------------------------------------------------------------------------|-------------------------|

| | |
|------------------|-------------------------------------------------------------------------------------|
| cULus Recognized |  |
|------------------|-------------------------------------------------------------------------------------|

Phoenix Contact 2019 © - all rights reserved
<http://www.phoenixcontact.com>

PHOENIX CONTACT GmbH & Co. KG
Flachsmarktstr. 8
32825 Blomberg
Germany
Tel. +49 5235 300
Fax +49 5235 3 41200
<http://www.phoenixcontact.com>