

4


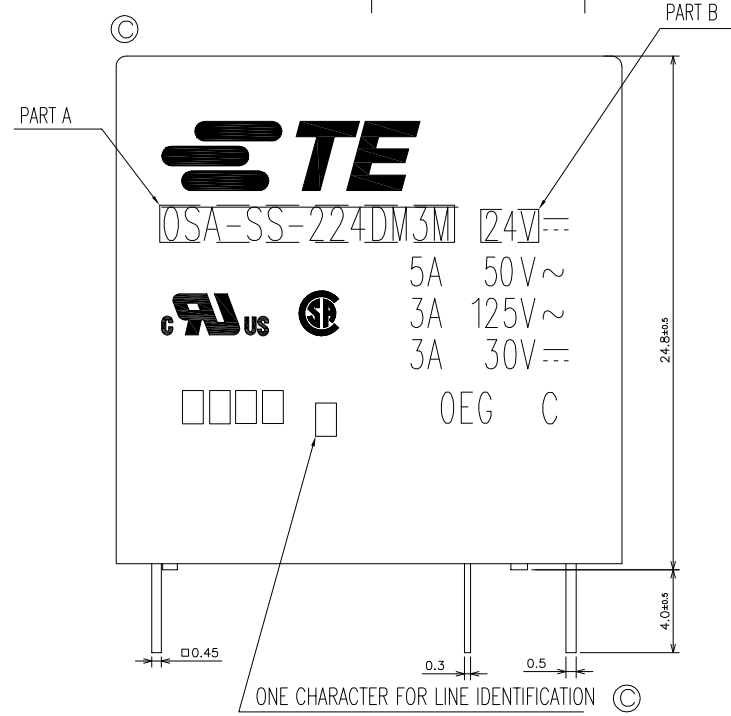
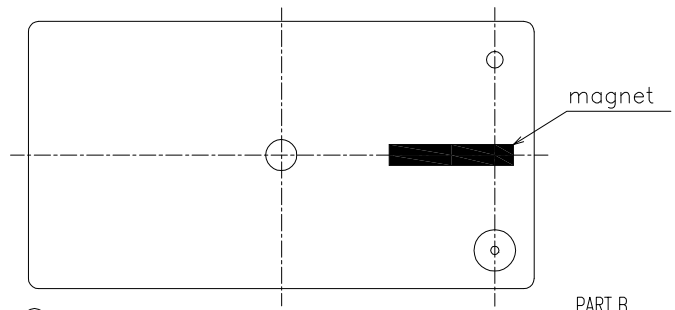
3

2

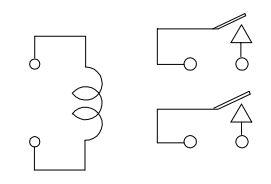
1

THIS DRAWING IS UNPUBLISHED. RELEASED FOR PUBLICATION  
 © COPYRIGHT - By TE Connectivity ALL RIGHTS RESERVED.

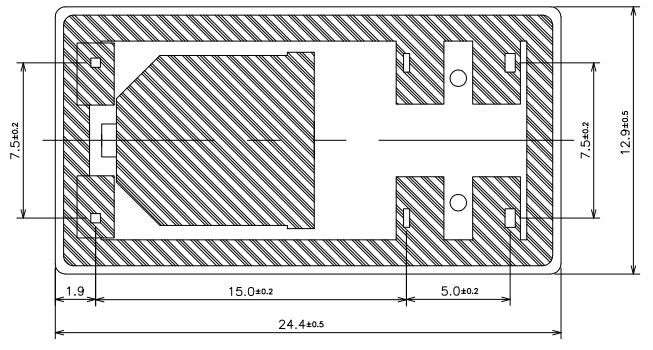
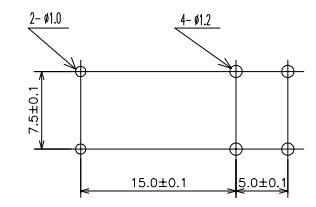
LOC	DIST	REVISIONS			
P	LTR	DESCRIPTION	DATE	DWN	APVD
HB	-				
	A	RELEASE	30-APR-09	YS.H	BH.Y
	C	CHANGE TE LOGO&ADD LINE IDENTIFICATION&TERMINALS TOLERANCE CLARIFICATION FCO-12-005305	02-APR-12	YS.H	BH.Y



CONNECTION DIAGRAM(BOTTOM VIEW)



DRILLING DIAGRAM(BOTTOM VIEW)



THIS DRAWING IS A CONTROLLED DOCUMENT.		DWN Huang Yunshou	TE Connectivity		
DIMENSIONS: mm		CHK Yu Banghua			
TOLERANCES UNLESS OTHERWISE SPECIFIED:		APVD Zhang Sunny	OSA-SS-DM3M CUSTOMER DRAWING		
0 PLC ± 1 PLC ± 2 PLC ± 3 PLC ± 4 PLC ± ANGLES ±		PRODUCT SPEC -	APPLICATION SPEC -		RESTRICTED TO -
MATERIAL -	FINISH -	WEIGHT -	SIZE A3	CAGE CODE 00779	DRAWING NO C=2-1440007-6
CUSTOMER DRAWING			SCALE 4:1	SHEET 1 OF 2	REV C

4

3

2

1

THIS DRAWING IS UNPUBLISHED.      RELEASED FOR PUBLICATION      - . - .

© COPYRIGHT - By TE Connectivity      ALL RIGHTS RESERVED.

LOC	DIST	REVISIONS			
P	LTR	DESCRIPTION	DATE	DWN	APVD
HB	-	-	-	-	-
		SEE SHEET 1			

NO.	TE PART NO.	PART A	PART B	DESCRIPTION	PACKING SPEC
b	6-1419124-0	OSA-SS-224DM3M	24V	OSA-SS-224DM3M,000	107-79015(TARY)
a	2-1440007-6	OSA-SS-212DM3M	24V	OSA-SS-212DM3M,000	107-79015(TRAY)

RELAY TYPE

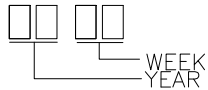
INCOMBUSTIBILITY	TREATMENT	MATERIAL	DESCRIPTION	ITEM
		FERRITE	MAGNET	15
		EPOXY RESIN	SEAL	14
94V-0		PBT	CASE	13
94V-0		PAG6	CARD	12
		Ag ALLOY	STATIONARY CONTACT	11
		Cu ALLOY	STATIONARY TERMINAL	10
		Ag ALLOY	MOVABLE CONTACT	9
		Cu ALLOY	MOVABLE SPRING	8
	Cu-Ni PLATED	STEEL	ARMATURE	7
	Cu-Ni PLATED	STEEL	CORE	6
		PBS	HINGE SPRING	5
	Ni PLATED	STEEL	YOKE	4
		UEW	MAGNETIC WIRE	3
		CP WIRE	COIL TERMINAL	2
94V-0		PBT	BOBBIN	1

TOLERANCE

Diagram dimension	Tolerance
max. 1mm	±0.1mm
1 - 3mm	±0.2mm
min. 3mm	±0.3mm

NOTES:

1.LOT NO. SYSTEM AS FOLLOWING:



2.TERMINAL LENGTH DOES NOT INCLUDE THE SOLDER TIP

3.FOR THE TIN-PLATING OF THE PINS: +0.1mm FOR WIDTH, THICKNESS AND DIAMETER +0.5mm FOR LENGTH

THIS DRAWING IS A CONTROLLED DOCUMENT.		DWN	-		
		CHK	-		
		APVD	-		
DIMENSIONS: mm		PRODUCT SPEC	-		
		APPLICATION SPEC	-		
		WEIGHT	-		
MATERIAL		CUSTOMER DRAWING			
FINISH		-			
TOLERANCES UNLESS OTHERWISE SPECIFIED:					
0 PLC	± -	-			
1 PLC	± -	-			
2 PLC	± -	-			
3 PLC	± -	-			
4 PLC	± -	-			
ANGLES	± -	-			

TE Connectivity			
NAME			
OSA-SS-DM3M CUSTOMER DRAWING			
SIZE	CAGE CODE	DRAWING NO	RESTRICTED TO
A3	00779	©=2-1440007-6	-
SCALE 4:1		SHEET 2 OF 2	REV C