

Type 2 surge arrester - VAL-MS 580/3+0-FM - 2920447

Please be informed that the data shown in this PDF Document is generated from our Online Catalog. Please find the complete data in the user's documentation. Our General Terms of Use for Downloads are valid (<http://phoenixcontact.com/download>)




Surge arrester for 4-conductor power supply systems (L1, L2, L3, PEN), consisting of a base element with remote indication contact and protective connectors, for mounting on NS 35.

Your advantages

- ✓ With or without floating remote indication contact
- ✓ Disconnect device on each individual plug
- ✓ Type 2 consistent plug-in surge arresters
- ✓ Mechanical coding of all slots
- ✓ Multi-channel type 2 arresters
- ✓ Optical, mechanical status indication for the individual arresters



Key Commercial Data

Packing unit	1 pc
GTIN	 4 046356 163569
GTIN	4046356163569

Technical data

Dimensions

Height	98.7 mm
Width	53.4 mm
Depth	65.7 mm (incl. DIN rail 7.5 mm)
Horizontal pitch	3 Div.

Ambient conditions

Degree of protection	IP20 (only when all terminal points are used)
Ambient temperature (operation)	-40 °C ... 80 °C
Ambient temperature (storage/transport)	-40 °C ... 80 °C
Altitude	≤ 2000 m (amsl (above mean sea level))

Type 2 surge arrester - VAL-MS 580/3+0-FM - 2920447

Technical data

Ambient conditions

Permissible humidity (operation)	5 % ... 95 %
Shock (operation)	25g (Half-sine / 11 ms / 3x ±X, ±Y, ±Z)
Vibration (operation)	5g (10 ... 500 Hz / 2.5 h / X, Y, Z)

General

IEC test classification	II
	T2
EN type	T2
IEC power supply system	TN-C
	IT
Mode of protection	L-PE
	L-PEN
Mounting type	DIN rail: 35 mm
Color	jet black RAL 9005
Housing material	PA 6.6
	PBT
Degree of pollution	2
Distance between live and grounded parts	5 mm
Flammability rating according to UL 94	V-0
Type	DIN rail module, two-section, divisible
Number of positions	3
Surge protection fault message	Optical, remote indicator contact

Additional descriptions

Note	For use in all low-voltage systems between L-PEN. Only for use in IT systems between L-PE if the bodies of the equipment in the low-voltage system are connected to the grounding system of the transformer station. (common grounding of the HV transformer station and the bodies of the LV consumer's installation. $R_E = R_A$ according to IEC 60364-4-442/VDE 0100-442 Figure 44D/example a)
------	---

Protective circuit

Nominal frequency f_N	50 Hz (60 Hz)
Maximum continuous voltage U_C	580 V AC
Rated load current I_L	80 A
Residual current I_{PE}	≤ 0.75 mA
Standby power consumption P_C	≤ 450 mVA
Nominal discharge current I_n (8/20) μ s	15 kA
Maximum discharge current I_{max} (8/20) μ s	30 kA
Short-circuit current rating I_{SCCR}	25 kA
Voltage protection level U_p	≤ 2.5 kV
Residual voltage U_{res}	≤ 2.5 kV (at I_n)
	≤ 2.3 kV (at 10 kA)

Type 2 surge arrester - VAL-MS 580/3+0-FM - 2920447

Technical data

Protective circuit

	≤ 2.1 kV (at 5 kA)
	≤ 1.9 kV (at 3 kA)
TOV behavior at U_T	690 V AC (5 s / withstand mode)
	762 V AC (120 min / withstand mode)
Response time t_A	≤ 25 ns
Max. backup fuse with V-type through wiring	80 A (gG)
Max. backup fuse with branch wiring	125 A (gG)

Indicator/remote signaling

Switching function	PDT contact
Operating voltage	5 V AC ... 250 V AC
	30 V DC
Operating current	5 mA AC ... 1.5 A AC
	1 A DC
Connection method	Plug-in/screw connection via COMBICON
Screw thread	M2
Tightening torque	0.25 Nm
Stripping length	7 mm
Conductor cross section flexible	0.14 mm ² ... 1.5 mm ²
Conductor cross section solid	0.14 mm ² ... 1.5 mm ²
Conductor cross section AWG	28 ... 16

Connection data

Connection method	Screw connection
Screw thread	M5
Tightening torque	3 Nm (1,5 mm ² ... 16 mm ²)
	4.5 Nm (25 mm ² ... 35 mm ²)
Stripping length	16 mm
Conductor cross section flexible	1.5 mm ² ... 25 mm ²
Conductor cross section solid	1.5 mm ² ... 35 mm ²
Conductor cross section AWG	15 ... 2
Connection method	Fork-type cable lug
Conductor cross section flexible	1.5 mm ² ... 16 mm ²

UL specifications

SPD Type	4CA
Maximum continuous operating voltage MCOV (L-L)	1160 V AC
Maximum continuous operating voltage MCOV (L-G)	580 V AC
Mode of protection	L-L
	L-G
Power distribution system	Delta
Measured limiting voltage MLV (L-L)	4270 V

Type 2 surge arrester - VAL-MS 580/3+0-FM - 2920447

Technical data

UL specifications

Measured limiting voltage MLV (L-G)	2310 V
Nominal discharge current I _n (L-L)	10 kA
Nominal discharge current I _n (L-G)	10 kA

UL indicator/remote signaling

Operating voltage	125 V AC
Operating current	1 A AC
Tightening torque	4 lb _F -in.
Conductor cross section AWG	30 ... 14

UL connection data

Conductor cross section AWG	10 ... 2
Tightening torque	30 lb _F -in.

Standards and Regulations

Standards/regulations	IEC 61643-11 2011
	EN 61643-11 2012

Environmental Product Compliance

China RoHS	Environmentally Friendly Use Period = 50
	For details about hazardous substances go to tab "Downloads", Category "Manufacturer's declaration"

Approvals

Approvals

Approvals

CSA / CCA / UL Recognized / KEMA-KEUR / cUL Recognized / IECCEB CB Scheme / ÖVE / EAC / cULus Recognized

Ex Approvals








Approval details

CSA		http://www.csagroup.org/services-industries/product-listing/	13631
-----	---	---	-------

CCA	NTR-AT 1947-A
-----	---------------

Type 2 surge arrester - VAL-MS 580/3+0-FM - 2920447

Approvals

UL Recognized		http://database.ul.com/cgi-bin/XYV/template/LISEXT/1FRAME/index.htm	FILE E 330181
KEMA-KEUR		http://www.dekra-certification.com	2170208.01
cUL Recognized		http://database.ul.com/cgi-bin/XYV/template/LISEXT/1FRAME/index.htm	FILE E 330181
IECEE CB Scheme		http://www.iecee.org/	AT 2905/M1
ÖVE		https://www.ove.at/zertifizierung-pz/zertifizierungsregister/	18583-001-14
EAC			RU C- DE.A*30.B01561
cULus Recognized			

Phoenix Contact 2019 © - all rights reserved
<http://www.phoenixcontact.com>

PHOENIX CONTACT GmbH & Co. KG
Flachsmarktstr. 8
32825 Blomberg
Germany
Tel. +49 5235 300
Fax +49 5235 3 41200
<http://www.phoenixcontact.com>