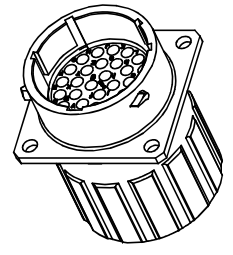
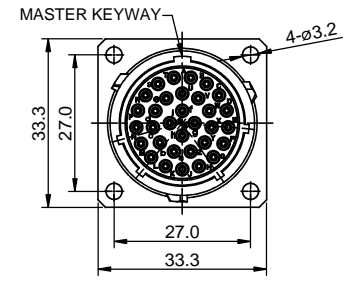
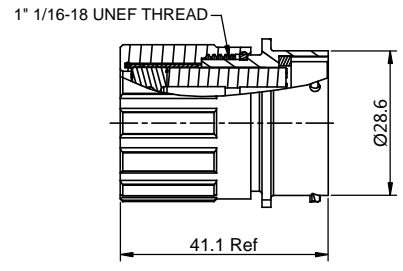


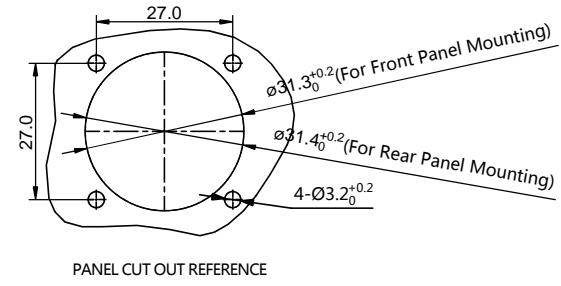
REVISIONS					
REV	ECO	DESCRIPTION	DATE	BY	APPR
B1	-	RELEASED DRAWING	JULY-07-2014	BEN	TOMMY



**NOTES : (UNLESS OTHERWISE SPECIFIED)**

- MATERIAL :**  
 SHELL : ZINC ALLOY , NICKEL PLATED.  
 INSERT : THERMOPLASTIC , UL94 V-0.  
 END CAP : THERMOPLASTIC , UL94 V-0.  
 SEAL GASKET : NBR.  
 O-RING : NBR.  
 WIRE SEAL : SILICONE RUBBER.  
 PLASTIC BUSHING : THERMOPLASTIC , UL94 V-0.
- SPECIFICATIONS :**
  - RATED CURRENT :**
    - 2.1.1 STAMPED CONTACT 5A (MAX).
    - 2.1.2 MACHINED CONTACT 7.5A (MAX).
  - RATED VOLTAGE : 150V ( AC/DC ) .**
  - OPERATING TEMPERATURE : -40°C ~ +105°C.**
  - DIELECTRIC WITHSTANDING VOLTAGE : LESS THAN 2 MILLIAMPS CURRENT LEAKAGE@1500 VOLTS AC.**
  - INSULATION RESISTANCE : 5000 MEGOHMS MIN.**
  - IP--CLASS : IP67.**
  - MATING CYCLES DURABILITY : 500 CYCLES(MIN).**
  - 2.8 ROHS COMPLIANT.
- SUITABLE CONTACTS : 20# CONTACTS.**
- ALL DIMENSIONS ARE FOR REFERENCE USE ONLY.
- CONTACT SIZE AND REAR SEAL WIRE RANGE :**

CONTACT SIZE	MIN. INSUL O.D.	MAX. INSUL O.D.	WIRE RANGE
20#	Ø1.6mm	Ø2.6mm	20-30AWG



KEY POS	PART NUMBER
N	RT0W01832PNHEC
W	RT0W01832PWHEC
X	RT0W01832PXHEC
Y	RT0W01832PYHEC
Z	RT0W01832PZHEC

QUANTITY	SEE PART NUMBER CHART	DESCRIPTION	ITEM

MATERIALS LIST														
UNLESS OTHERWISE SPECIFIED 1) All dimensions are in metric(mm). 2) Tolerances are as follows: 1 PL DEC ±0.30   Fractions ±1/64 2 PL DEC ±0.15   Angles ±1° 3 PL DEC ±0.08 3) Note reference =	SIGNATURES DRAWN: BEN CHECKED: ENGINEER: APPROVAL:	DATE JULY-07-2014												
MATERIAL SPECIFICATIONS:		<h1>Amphenol</h1> <p>Sine Systems - www.amphenol-sine.com 44724 Morley Drive Clinton Township, MI 48036</p>												
PROCESS SPECIFICATIONS:														
NEXT ASSY:		<table border="1"> <tr> <td>SIZE</td> <td>TYPE</td> <td>DWG NO.</td> <td>REVISION</td> </tr> <tr> <td>B</td> <td>C-</td> <td>RT0W01832P*HEC</td> <td>B1</td> </tr> <tr> <td>SCALE:</td> <td>NONE</td> <td></td> <td></td> </tr> </table>	SIZE	TYPE	DWG NO.	REVISION	B	C-	RT0W01832P*HEC	B1	SCALE:	NONE		
SIZE	TYPE	DWG NO.	REVISION											
B	C-	RT0W01832P*HEC	B1											
SCALE:	NONE													

ECO-MATE, RECEPTACLE, SIZE 18, 32 POS, PIN, END CAP.

SHEET 1 OF 1

TITLE: ECO-MATE, RECEPTACLE, SIZE 18, 32 POS, PIN, END CAP  
 DWG NO.: RT0W01832P-HEC  
 REV: B1  
 SH: 1  
 OF: 1

## ecomate® RM/RSSM/Aquarius™ - Contact Size 20 Options

Crimp Contacts, Machined				
Part Number		AWG	Wire Range (mm <sup>2</sup> )	Plating
Male	Female			
MP20W23F	MS20W23F	22-20	0.34-0.50	Gold Flash
MP20W23G5	MS20W23G5	22-20	0.34-0.50	Gold 5μ"
MP20W23G10	MS20W23G10	22-20	0.34-0.50	Gold 10μ"
MP20W23G15	MS20W23G15	22-20	0.34-0.50	Gold 15μ"
MP20W23G30	MS20W23G30	22-20	0.34-0.50	Gold 30μ"
MP24W23F	MS24W23F	26-24	0.13-0.25	Gold Flash
MP24W23G5	MS24W23G5	26-24	0.13-0.25	Gold 5μ"
MP24W23G10	MS24W23G10	26-24	0.13-0.25	Gold 10μ"
MP24W23G15	MS24W23G15	26-24	0.13-0.25	Gold 15μ"
MP24W23G30	MS24W23G30	26-24	0.13-0.25	Gold 30μ"
MP28W23F	MS28W23F	30-28	0.05-0.08	Gold Flash
MP28W23G5	MS28W23G5	30-28	0.05-0.08	Gold 5μ"
MP28W23G10	MS28W23G10	30-28	0.05-0.08	Gold 10μ"
MP28W23G15	MS28W23G15	30-28	0.05-0.08	Gold 15μ"
MP28W23G30	MS28W23G30	30-28	0.05-0.08	Gold 30μ"

Tooling, Machined	
Part Number	Description
QXRT20	Contact Extraction Tool, #20 (Ø 1.0) Contact
MFY-3959	Hand Crimp Tool for Machined Contacts
MFY-3960	Pneumatic Crimp Tool for Machined Contact

Plating Options, All	
Symbol	Plating
T	Tin Plated (for Stamped & Formed Contacts)
S	Silver Plated 5Um (for Machined Contacts)
F	Gold Plated
G5	Gold Plated (Thickness 5μ")
G10	Gold Plated (Thickness 10μ")
G15	Gold Plated (Thickness 15μ")
G30	Gold Plated (Thickness 30μ")

Crimp Contacts, Stamped & Formed				
Part Number		AWG	Wire Range (mm <sup>2</sup> )	Plating
Male	Female			
SP20W2F	SS20W2F	22-20	0.34-0.50	Gold Flash
SP20W2G5	SS20W2G5	22-20	0.34-0.50	Gold 5μ"
SP20W2G10	SS20W2G10	22-20	0.34-0.50	Gold 10μ"
SP20W2G15	SS20W2G15	22-20	0.34-0.50	Gold 15μ"
SP20W2G30	SS20W2G30	22-20	0.34-0.50	Gold 30μ"
SP24W2F	SS24W2F	26-24	0.14-0.25	Gold Flash
SP24W2G5	SS24W2G5	26-24	0.14-0.25	Gold 5μ"
SP24W2G10	SS24W2G10	26-24	0.14-0.25	Gold 10μ"
SP24W2G15	SS24W2G15	26-24	0.14-0.25	Gold 15μ"
SP24W2G30	SS24W2G30	26-24	0.14-0.25	Gold 30μ"
SP28W2F	SS28W2F	30-28	0.05-0.08	Gold Flash
SP28W2G5	SS28W2G5	30-28	0.05-0.08	Gold 5μ"
SP28W2G10	SS28W2G10	30-28	0.05-0.08	Gold 10μ"
SP28W2G15	SS28W2G15	30-28	0.05-0.08	Gold 15μ"
SP28W2G30	SS28W2G30	30-28	0.05-0.08	Gold 30μ"

Tooling, Stamped & Formed	
Part Number	Description
QXRT20	Contact Extraction Tool, #20 (Ø 1.0) Contact
MFY-3958	Hand Tool, Stamped & Formed Contact, Size 20, 20-28AWG
MFY-3957	Crimp Die for Stamped & Formed Contact

Misc Tooling, All	
Part Number	Description
CA-4020-59	Sealing Plug, Size 16 & 20

Standard Quantity Order Options	
Machined	Stamped & Formed
Bulk Package, 500 Pieces	Reel, 3000 Pieces