



MODEL MPG

DESCRIPTION

Our MPG series is a high quality line of glycerin filled 2 1/2" and 4" pressure gauges typically used in hydraulic and pneumatic systems where vibration and pulsation are present. The glycerin is used to keep the internal parts lubricated, keeps contamination away from the moving parts and helps reduce vibration and shock. Available in vacuum through 10,000psi.

SPECIFICATIONS

■ All gauges are a one piece design.

Socket	Copper alloy
Case	Stainless steel
Flange and Ring	Stainless steel (Model E)
Ring	Stainless steel (Model B)
Bourdon Tube	Circular in copper alloy up to 600 PSI, Helical in copper alloy above 900 PSI
Movement	Copper alloy
Window	Polycarbonate, acrylic 4"
Dial	White ABS, black scale
Pointer	Black enamelled aluminium
Mounting	Model E: Front flange with 3 mounting holes Model B: With special ring and back clamp.

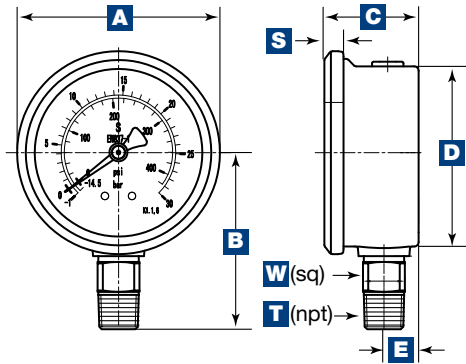
Connection	Bottom (Model A) Center back (Model D) 2 1/2". Lower back 4"
Standard Threads	1/4 NPT and SAE -4
Filling Liquid	Glycerine fluid
Accuracy	1.5% of span
Temperature Range	Between -20°C to + 80°C
Working Range	Steady: 3/4 scale valve, Fluctuating: 2/3 scale valve, Short time: full scale
Protection Degree	IP 65
Scale	Concentric 270° - PSI/Bar

Custom gauges available, please contact Anfield.

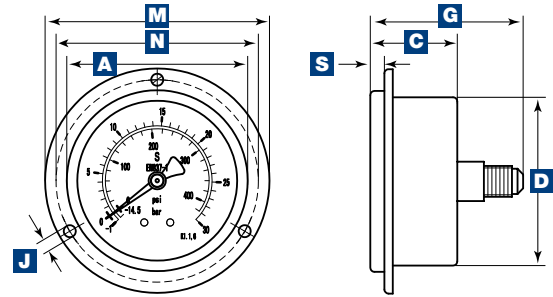
ORDERING INFORMATION

MPG	1	V	30	A	N
Liquid-filled gauge model	Diameter	Type	Pressure range	Style	Thread
	1 - 2-1/2" 2 - 4"	V - Vacuum C - Compound P - Pressure	30/0 - 30 in.Hg/0 psi 30/30 - 30 in.Hg/30 psi 30 - 30 psi 60 - 60 psi 100 - 100 psi 160 - 160 psi 200 - 200 psi 300 - 300 psi 600 - 600 psi 1000 - 1000 psi 1500 - 1500 psi 2000 - 2000 psi 3000 - 3000 psi 4000 - 4000 psi 5000 - 5000 psi 6000 - 6000 psi 10000 - 10000 psi	A - Bottom stem B - Panel clamp** D - Center back <i>(Not available on 4" gauge)</i> E - Panel flange** <i>(Not available on 4" gauge)</i> * Panel flange and clamp may be ordered separately to fit "D" style gauge 2-1/2" model only.	N - 1/4" NPT S - SAE-4
				Part Number: MPG-1-E - Flange MPG-1-B - Clamp	

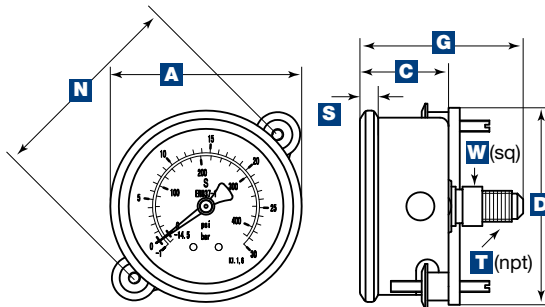
DIMENSIONS



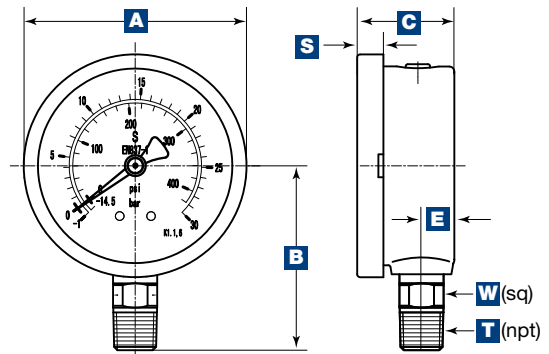
2-1/2" MPG Model A



2-1/2" MPG Model D & E



2-1/2" MPG Model B



4" MPG Model A

Size	Weight	A	B	C	D	E	G	H	J	M	N	S	T	W
2-1/2"	0.42 lbs	2.5"	2.13"	1.26"	2.44"	0.51"	2.13"	--	0.14"	3.35"	2.95"	0.26"	1/4"	0.55"
4"	1.76 lbs	4"	3.41"	1.89"	3.99"	0.61"	3.13"	1.18"	0.19"	5.20"	4.57"	0.31"	1/4"	0.87"

Size	Weight	A	B	C	E	G	S	W
SAE-4 2-1/2"	0.51 lbs	2.5"	2.41"	1.23"	0.51"	2.41"	0.24"	0.55"

- "A" nominal size
- T = 7/16" - 20" SAE Connection, Supplied with Viton o-ring, hex nut, and washer