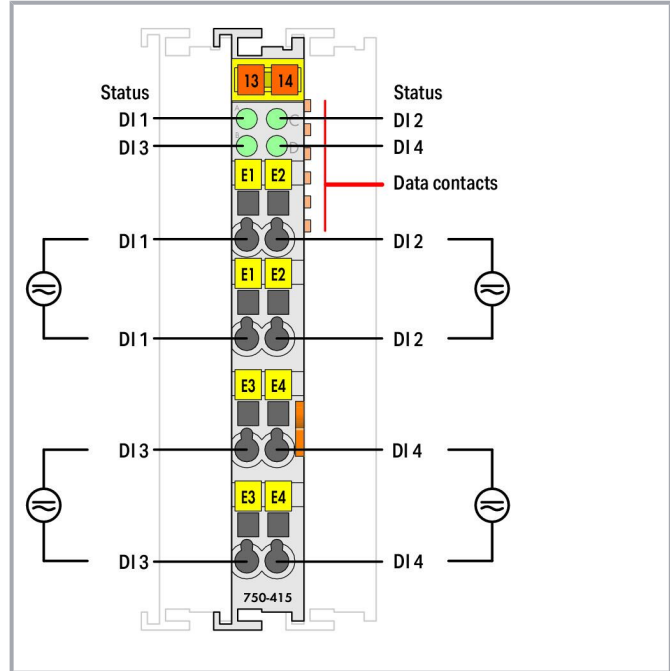


Data sheet | Item number: 750-415
4-channel digital input; 24 V AC/DC; 20 ms

www.wago.com/750-415



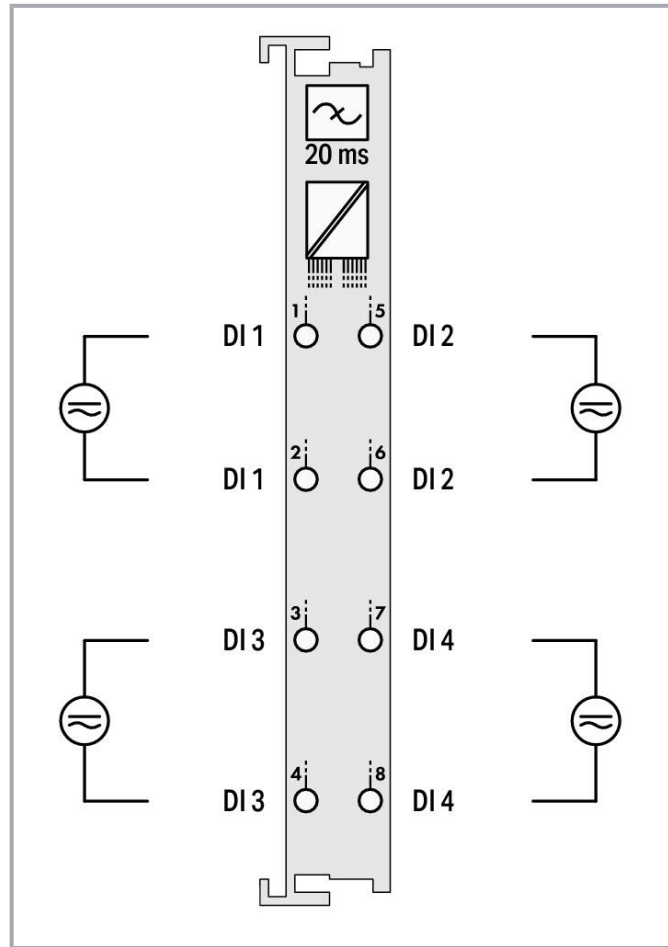
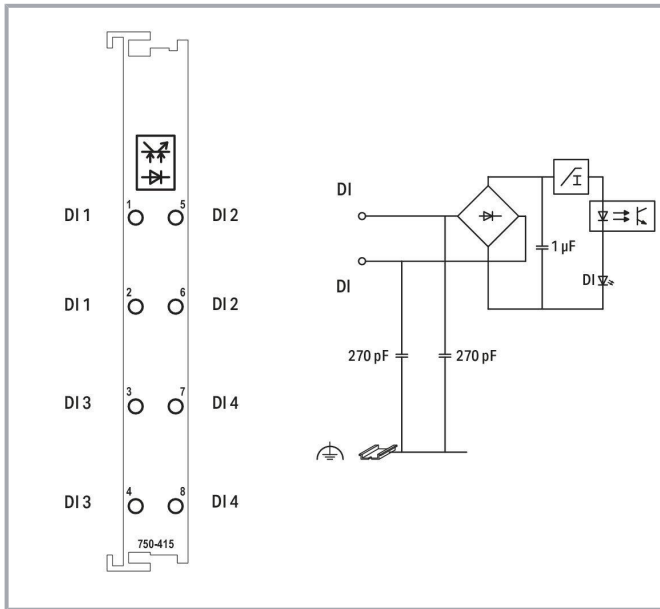
Color: —



Subject to changes. Please also observe the further product documentation!

WAGO GmbH & Co. KG
Hansastr. 27
32423 Minden
Phone: +49571 887-0 | Fax: +49571 887-169
Email: info.de@wago.com | Web: www.wago.com

Do you have any questions about our products?
We are always happy to take your call at +49 (571) 887-44222.



Item description

This digital input module receives control signals from field devices (e.g., sensors).

Each input has a bridge rectifier and capacitor and current limitation for AC/DC operation.

Each input module has a downstream noise-rejection filter with an integrated time constant.

Field and system levels are electrically isolated.

All inputs are isolated.

Data

Technical data

| | |
|-----------------------------------|---|
| Number of digital inputs | 4 |
| Total number of channels (module) | 4 |

Subject to changes. Please also observe the further product documentation!

WAGO GmbH & Co. KG
 Hansastr. 27
 32423 Minden
 Phone: +49571 887-0 | Fax: +49571 887-169
 Email: info.de@wago.com | Web: www.wago.com

Do you have any questions about our products?
 We are always happy to take your call at +49 (571) 887-44222.



| | |
|---|---------------------------------------|
| Signal type | Digital Voltage |
| Signal type (voltage) | 24 VAC/DC |
| Sensor connection | 4 x (2-wire) |
| Input characteristic | high-side switching |
| Input filter (digital) | 20 ms 20 ms |
| Input current (typ.) | 7.5 mA (AC); 9.5 mA (DC) |
| Voltage range for signal (0) | -3 ... +5 VDC; 0 ... 5 VAC |
| Voltage range for signal (1) | 11 ... 30 VDC; 10 ... 27 VAC |
| Input data width (internal) max. | 4 bits |
| Supply voltage (system) | 5 VDC; via data contacts |
| Current consumption (5 V system supply) | 10 mA |
| Isolation | 500 V system/field |
| Indicators | LED (A-D) green: Status DI 1 ... DI 4 |

Connection data

| | |
|---------------------------------------|--|
| Connection technology: inputs/outputs | 8 x CAGE CLAMP® |
| Connection type 1 | Inputs/Outputs |
| Solid conductor | 0.08 ... 2.5 mm ² / 28 ... 14 AWG |
| Fine-stranded conductor | 0.08 ... 2.5 mm ² / 28 ... 14 AWG |
| Strip length | 8 ... 9 mm / 0.31 ... 0.35 inches |

Physical data

| | |
|-----------------------------------|------------------------|
| Width | 12 mm / 0.472 inches |
| Height | 100 mm / 3.937 inches |
| Depth | 69.8 mm / 2.748 inches |
| Depth from upper-edge of DIN-rail | 62.6 mm / 2.465 inches |

Mechanical Data

| | |
|---------------------|-------------|
| Mounting type | DIN-35 rail |
| Pluggable connector | Fixed |

Material Data

| | |
|------------------|------------------------------|
| Color | light gray |
| Housing material | Polycarbonate; polyamide 6.6 |
| Fire load | 1.569 MJ |

Subject to changes. Please also observe the further product documentation!



| | |
|--------------------|------|
| Weight | 48 g |
| Conformity marking | CE |

Environmental requirements

| | |
|--|---------------------------------------|
| Ambient temperature (operation) | 0 ... +55 °C |
| Ambient temperature (storage) | -25 ... +85 °C |
| Protection type | IP20 |
| Pollution degree | 2 per IEC 61131-2 |
| Operating altitude | 0 ... 2000 m / 0 ... 6562 ft |
| Mounting position | horizontal (standing/lying); vertical |
| Relative humidity (without condensation) | 95 % |
| Vibration resistance | 4g per IEC 60068-2-6 |
| Shock resistance | 15g per IEC 60068-2-27 |
| EMC immunity to interference | per EN 61000-6-2, marine applications |
| EMC emission of interference | per EN 61000-6-4, marine applications |
| Exposure to pollutants | Per IEC 60068-2-42 and IEC 60068-2-43 |
| Permissible H ₂ S contaminant concentration at a relative humidity 75 % | 10 ppm |
| Permissible SO ₂ contaminant concentration at a relative humidity 75 % | 25 ppm |

Commercial data

| | |
|-----------------------|-----------------|
| Product Group | 15 (I/O System) |
| eCl@ss 10.0 | 27-24-26-04 |
| eCl@ss 9.0 | 27-24-26-04 |
| ETIM 8.0 | EC001599 |
| ETIM 7.0 | EC001599 |
| PU (SPU) | 1 pcs |
| Packaging type | box |
| Country of origin | DE |
| GTIN | 4045454392796 |
| Customs tariff number | 85389099990 |

Environmental Product Compliance




| | |
|--------------------------------|-----------|
| CAS-No. | 7439-92-1 |
| REACH Candidate List Substance | Lead |

Subject to changes. Please also observe the further product documentation!

| RoHS Compliance Status | Compliant,With Exemption |
|---|--------------------------------------|
| RoHS Exemption | 6(c) 7(a) 7(c)-I 7(c)-II |
| SCIP notification number (Austria) | e51b331d-381c-4b34-abcf-72cad0ebe4fa |
| SCIP notification number (Belgium) | acd14b31-9a97-48c3-9753-42db4b628072 |
| SCIP notification number (Bulgaria) | 950c7e46-5417-419c-9097-5008229da03e |
| SCIP notification number (Czech Republic) | 255e975c-840d-452d-9344-1ae87c79f24f |
| SCIP notification number (Denmark) | b59a1d43-4d19-4c08-9dcc-42d30d52e83e |
| SCIP notification number (Finland) | 14f1abf3-db52-4ed8-97ad-3408d2adf2cd |
| SCIP notification number (France) | aff8203b-3f61-4d1f-9572-49cab0f1d665 |
| SCIP notification number (Germany) | 7d0cbdaf-a613-4df5-a2a9-d51235ed27de |
| SCIP notification number (Hungary) | 019cd506-13c4-4cf5-aa22-e8cbbd065e65 |
| SCIP notification number (Italy) | 52dfed46-9f3b-45d5-b600-98c07c743224 |
| SCIP notification number (Netherlands) | 85fcc293-f474-4294-a3f3-b6e940cf136b |
| SCIP notification number (Poland) | 48330d5f-0376-4e52-85fe-1490c1849e6f |
| SCIP notification number (Romania) | caf11413-38fc-4746-b1b6-c24bc9da862b |
| SCIP notification number (Sweden) | ba867a72-4477-43a4-838f-330869d15f7e |

Approvals / Certificates

General approvals

| Logo | Approval | Additional Approval Text | Certificate name |
|--|--|--------------------------|-----------------------------|
|  | EAC Brjansker Zertifizierungsstelle | TP TC 020/2011 | EAC RU C-DE.AM02.B.00087/19 |
|  | KC National Radio Research Agency | Article 58-2, Clause 3 | MSIP-REM-W43-DIM750 |
|  | UL Underwriters Laboratories Inc. (ORDINARY LOCATIONS) | UL 508 | E175199 Sec.1 |

Declarations of conformity and manufacturer's declarations









| Logo | Approval | Additional Approval Text | Certificate name |
|------|---|--------------------------|------------------|
| | EU-Declaration of Conformity WAGO GmbH & Co. KG | - | - |

Subject to changes. Please also observe the further product documentation!



UK-Declaration of Conformity
WAGO GmbH & Co. KG

Approvals for marine applications

| Logo | Approval | Additional Approval Text | Certificate name |
|---|--|--------------------------|-------------------|
|  | ABS American Bureau of Shipping | - | 22-2219060 |
|  | BSH Bundesamt fuer Seeschifffahrt und Hydrographie | - | 1104 |
|  | BV Bureau Veritas S.A. | - | 13453/E0 BV |
|  | DNV DNV GL SE | DNV-CG-0339, Aug. 2021 | TAA0000194 |
|  | KR Korean Register of Shipping | - | KR HMB05880-AC001 |
|  | LR Lloyds Register EMEA | - | LR22180952TA |
|  | PRS Polski Rejestr Statków | - | TE/2236/880590/19 |
|  | RINA RINA Germany GmbH | - | ELE343521XG001 |

Subject to changes. Please also observe the further product documentation!

WAGO GmbH & Co. KG
Hansastr. 27
32423 Minden
Phone: +49571 887-0 | Fax: +49571 887-169
Email: info.de@wago.com | Web: www.wago.com

Do you have any questions about our products?
We are always happy to take your call at +49 (571) 887-44222.




Approvals for hazardous areas

| Logo | Approval | Additional Approval Text | Certificate name |
|--|--|--------------------------|---|
|  | ATEX TUEV Nord Cert GmbH | EN 60079-0 | TUEV_14_ATEX_148929_X (II 3 G Ex ec IIC T4 Gc) |
|  | CCC CNEX | CNCA-C23-01 | 2020312310000213 (Ex ec IIC T4 Gc) |
|  | EAC Brjansker Zertifizierungsstelle | TP TC 012/2011 | EAC RU C-DE.AM02.B.00163 /19 (2Ex nA IIC T4 Gc X) |
|  | IECEX TUEV Nord Cert GmbH | IEC 60079-0 | IECEX TUN 14.0035 X (Ex ec IIC T4 Gc) |
|  | INMETRO TÜV Rheinland do Brasil Ltda. | IEC 60079-0 | BR-Ex_TÜV 12.1297 X |
|  | UKEx WAGO GmbH & Co. KG | EN 60079-0 | UKCA_WAGO22UKEX003X_ec |
|  | UL Underwriters Laboratories Inc. (HAZARDOUS LOCATIONS) | UL 121201 | E198726 Sec.1 |















Optional accessories

Shield termination

Shield clamping saddles

| | | |
|---|---|--|
|  | Item no.: 790-116 Shield clamping saddle; 19 mm wide; diameter of compatible conductor; 7 ... 16 mm | www.wago.com/790-116 |
|  | Item no.: 790-124 Shield clamping saddle; 27 mm wide; diameter of compatible conductor; 6 ... 24 mm | www.wago.com/790-124 |
|  | Item no.: 790-108 Shield clamping saddle; 11 mm wide; diameter of compatible conductor; 3 ... 8 mm | www.wago.com/790-108 |

Subject to changes. Please also observe the further product documentation!

| | | |
|--|--|--|
|  | Item no.: 790-140 Shield clamping saddle; diameter of compatible conductor | www.wago.com/790-140 |
|  | Item no.: 790-216 Shield clamping saddle; 21.8 mm wide; 6 ... 16 mm | www.wago.com/790-216 |
|  | Item no.: 790-220 Shield clamping saddle; 30 mm wide; 6 ... 20 mm | www.wago.com/790-220 |
|  | Item no.: 790-208 Shield clamping saddle; 12.4 mm wide; 3 ... 8 mm | www.wago.com/790-208 |
| System housing | | |
| System enclosure | | |
|  | Item no.: 850-814/002-000 IP65 enclosure; Sheet steel (RAL 7035); WxHxD (200x120x200 mm); without flange plate | www.wago.com/850-814/002-000 |
|  | Item no.: 850-815/002-000 IP65 enclosure; Sheet steel (RAL 7035); WxHxD (300x120x200 mm); without flange plate | www.wago.com/850-815/002-000 |
|  | Item no.: 850-816/002-000 IP65 enclosure; Sheet steel (RAL 7035); WxHxD (400x120x200 mm); without flange plate | www.wago.com/850-816/002-000 |
|  | Item no.: 850-817/002-000 IP65 enclosure; Sheet steel (RAL 7035); WxHxD (600x120x200 mm); without flange plate | www.wago.com/850-817/002-000 |
|  | Item no.: 850-825 IP65 enclosure; Aluminium (RAL 7032); WxHxD (160x100x160 mm); 9 x M12, 4 x M20 | www.wago.com/850-825 |
|  | Item no.: 850-826 IP65 enclosure; Aluminium (RAL 7032); WxHxD (240x100x160 mm); 4 x M20, 4 x M16, 14 x M12 cable grip | www.wago.com/850-826 |
|  | Item no.: 850-827 IP65 enclosure; Aluminium (RAL 7032); WxHxD (320x100x160 mm); 4 x M20, 8 x M16, 17 x M12 cable grip | www.wago.com/850-827 |
|  | Item no.: 850-827/002-000 IP65 enclosure; Aluminium (RAL 7035); WxHxD (320x100x160 mm); 4 x M20, 8 x M16, 17 x M12 cable grip | www.wago.com/850-827/002-000 |
|  | Item no.: 850-826/002-000 IP65 enclosure; Aluminium (RAL 7035); WxHxD (240x100x160 mm); 4 x M20, 4 x M16, 14 x M12 cable grip | www.wago.com/850-826/002-000 |
|  | Item no.: 850-828/002-000 IP65 enclosure; Aluminium (RAL 7035); WxHxD (480x100x160 mm); 4 x M20, 10 x M16, 35 x M12 cable grip | www.wago.com/850-828/002-000 |

Subject to changes. Please also observe the further product documentation!



Item no.: 850-828

IP65 enclosure; Aluminium (RAL 7032); WxHxD (480x100x160 mm); 4 x M20, 10 x M16, 35 x M12 cable grip

www.wago.com/850-828



Item no.: 850-834

IP65 enclosure; Polyester (RAL 7032); WxHxD (164x100x164 mm); 9 x M12, 4 x M20

www.wago.com/850-834



Item no.: 850-835

IP65 enclosure; Polyester (RAL 7032); WxHxD (244x100x164 mm); 4 x M20, 4 x M16, 14 x M12 cable grip

www.wago.com/850-835



Item no.: 850-836

IP65 enclosure; Polyester (RAL 7032); WxHxD (324x100x164 mm); 4 x M20, 8 x M16, 17 x M12 cable grip

www.wago.com/850-836

Marking accessories

Marker carrier



Item no.: 750-103

Group marker carrier

www.wago.com/750-103

Marker



Item no.: 2009-145/000-006

Mini-WSB Inline; for Smart Printer; 1700 pieces on roll; stretchable 5 - 5.2 mm; plain; snap-on type; blue

www.wago.com/2009-145/000-006



Item no.: 2009-145

Mini-WSB Inline; for Smart Printer; 1700 pieces on roll; stretchable 5 - 5.2 mm; plain; snap-on type; white

www.wago.com/2009-145



Item no.: 2009-145/000-002

Mini-WSB Inline; for Smart Printer; 1700 pieces on roll; stretchable 5 - 5.2 mm; plain; snap-on type; yellow

www.wago.com/2009-145/000-002



Item no.: 2009-145/000-007

Mini-WSB Inline; for Smart Printer; 1700 pieces on roll; stretchable 5 - 5.2 mm; plain; snap-on type; gray

www.wago.com/2009-145/000-007



Item no.: 2009-145/000-005

Mini-WSB Inline; for Smart Printer; 1700 pieces on roll; stretchable 5 - 5.2 mm; plain; snap-on type; red

www.wago.com/2009-145/000-005



Item no.: 2009-145/000-012

Mini-WSB Inline; for Smart Printer; 1700 pieces on roll; stretchable 5 - 5.2 mm; plain; snap-on type; orange

www.wago.com/2009-145/000-012



Item no.: 2009-145/000-023

Mini-WSB Inline; for Smart Printer; 1700 pieces on roll; stretchable 5 - 5.2 mm; plain; snap-on type; green

www.wago.com/2009-145/000-023



Item no.: 2009-145/000-024

Mini-WSB Inline; for Smart Printer; 1700 pieces on roll; stretchable 5 - 5.2 mm; plain; snap-on type; violet

www.wago.com/2009-145/000-024

Subject to changes. Please also observe the further product documentation!

WAGO GmbH & Co. KG

Hansastr. 27

32423 Minden

Phone: +49571 887-0 | Fax: +49571 887-169

Email: info.de@wago.com | Web: www.wago.com

Do you have any questions about our products?

We are always happy to take your call at +49 (571) 887-44222.



Item no.: 248-501/000-006
Mini-WSB marking card; as card; not stretchable; plain; snap-on type; blue

www.wago.com/248-501/000-006



Item no.: 248-501/000-007
Mini-WSB marking card; as card; not stretchable; plain; snap-on type; gray

www.wago.com/248-501/000-007



Item no.: 248-501/000-002
Mini-WSB marking card; as card; not stretchable; plain; snap-on type; yellow

www.wago.com/248-501/000-002



Item no.: 248-501/000-012
Mini-WSB marking card; as card; not stretchable; plain; snap-on type; orange

www.wago.com/248-501/000-012



Item no.: 248-501
Mini-WSB marking card; as card; not stretchable; plain; snap-on type; white

www.wago.com/248-501



Item no.: 248-501/000-017
Mini-WSB marking card; as card; not stretchable; plain; snap-on type; light green

www.wago.com/248-501/000-017



Item no.: 248-501/000-005
Mini-WSB marking card; as card; not stretchable; plain; snap-on type; red

www.wago.com/248-501/000-005



Item no.: 248-501/000-024
Mini-WSB marking card; as card; not stretchable; plain; snap-on type; violet

www.wago.com/248-501/000-024



Item no.: 248-501/000-023
Mini-WSB marking card; as card; not stretchable; plain; snap-on type; green

www.wago.com/248-501/000-023



Item no.: 750-100
Marker card; as a DIN A4 sheet; plain

www.wago.com/750-100

Group marker carrier















Item no.: 750-106
Group marker carrier

www.wago.com/750-106



Carrier rail

Mounting accessories

Subject to changes. Please also observe the further product documentation!

| | | |
|--|--|--|
|  | Item no.: 210-197 Steel carrier rail; 35 x 15 mm; 1.5 mm thick; 2 m long; slotted; similar to EN 60715; silver-colored | www.wago.com/210-197 |
|  | Item no.: 210-198 Copper carrier rail; 35 x 15 mm; 2.3 mm thick; 2 m long; unslotted; according to EN 60715; copper-colored | www.wago.com/210-198 |
|  | Item no.: 210-504 Steel carrier rail; 35 x 7.5 mm; 1 mm thick; 2 m long; slotted; galvanized; according to EN 60715; silver-colored | www.wago.com/210-504 |
|  | Item no.: 210-505 Steel carrier rail; 35 x 7.5 mm; 1 mm thick; 2 m long; unslotted; galvanized; according to EN 60715; silver-colored | www.wago.com/210-505 |
|  | Item no.: 210-506 Steel carrier rail; 35 x 15 mm; 1.5 mm thick; 2 m long; unslotted; galvanized; similar to EN 60715; silver-colored | www.wago.com/210-506 |
|  | Item no.: 210-508 Steel carrier rail; 35 x 15 mm; 1.5 mm thick; 2 m long; slotted; galvanized; similar to EN 60715; silver-colored | www.wago.com/210-508 |
|  | Item no.: 210-113 Steel carrier rail; 35 x 7.5 mm; 1 mm thick; 2 m long; unslotted; according to EN 60715; silver-colored | www.wago.com/210-113 |
|  | Item no.: 210-118 Steel carrier rail; 35 x 15 mm; 2.3 mm thick; 2 m long; unslotted; according to EN 60715; silver-colored | www.wago.com/210-118 |
|  | Item no.: 210-112 Steel carrier rail; 35 x 7.5 mm; 1 mm thick; 2 m long; slotted; according to EN 60715; "Hole width 25 mm; silver-colored | www.wago.com/210-112 |
|  | Item no.: 210-114 Steel carrier rail; 35 x 15 mm; 1.5 mm thick; 2 m long; unslotted; similar to EN 60715; silver-colored | www.wago.com/210-114 |
|  | Item no.: 210-115 Steel carrier rail; 35 x 7.5 mm; 1 mm thick; 2 m long; slotted; according to EN 60715; "Hole width 18 mm; silver-colored | www.wago.com/210-115 |
|  | Item no.: 210-196 Aluminum carrier rail; 35 x 8.2 mm; 1.6 mm thick; 2 m long; unslotted; similar to EN 60715; silver-colored | www.wago.com/210-196 |

Supply module

| | | |
|--|---|--|
| Supply module | | |
|  | Item no.: 750-617 Power Supply; 24 VAC; fuse holder | www.wago.com/750-617 |
|  | Item no.: 750-612 Power Supply; 0 ... 230 V AC/DC | www.wago.com/750-612 |

Subject to changes. Please also observe the further product documentation!



Downloads

Documentation

Manual

| | | | |
|--|------------------------|---------------|----------|
| System Manual WAGO I/O System 750/753 Decentralized Automation Technology | V 3.3.0 2023 May 4 | pdf 8.8 MB | Download |
| Product Manual 4-channel, 24V AC/DC 2-wire connection | V 2.0.0 2022 Oct 20 | pdf 2.9 MB | Download |
| System Manual Series 750/753 Online HTML | | URL | Download |

Bid Text

| | | | |
|------------------------|-------------|----------------|----------|
| 750-415 X81 - Datei | 2019 Feb 19 | xml 4.2 kB | Download |
| 750-415 doc - Datei | 2017 Jul 12 | doc 26.1 kB | Download |

Instruction Leaflet

| | | | |
|--|-------------|-----------------|----------|
| CCC Ex (Additional information) WAGO-I/O-SYSTEM *750-****/* | 2023 Apr 26 | pdf 163.6 kB | Download |
|--|-------------|-----------------|----------|

System Description

| | | | |
|---|--|-----------------|----------|
| 750/753 Series I/O-System – General Product Information | | pdf 1.7 MB | Download |
| Overview on WAGO-I/O-SYSTEM 750 approvals | | pdf 789.0 kB | Download |

Additional Information

| | | | |
|---|------------------------|---------------|----------|
| Disposal and Recycling Electrical and electronic equipment, Batteries, Packaging | V 1.1.0 2022 Aug 18 | pdf 2.2 MB | Download |
|---|------------------------|---------------|----------|

CAD/CAE-Data

CAD data

Subject to changes. Please also observe the further product documentation!

WAGO GmbH & Co. KG
Hansastr. 27
32423 Minden
Phone: +49571 887-0 | Fax: +49571 887-169
Email: info.de@wago.com | Web: www.wago.com

Do you have any questions about our products?
We are always happy to take your call at +49 (571) 887-44222.



| | | |
|----------------------|---------------------|--------------------------|
| 2D/3D Models 750-415 | URL | Download |
|----------------------|---------------------|--------------------------|

CAE data

| | | |
|---------------------------|---------------------|--------------------------|
| EPLAN Data Portal 750-415 | URL | Download |
|---------------------------|---------------------|--------------------------|

| | | |
|------------------------|---------------------|--------------------------|
| WSCAD Universe 750-415 | URL | Download |
|------------------------|---------------------|--------------------------|

| | | |
|----------------------|---------------------|--------------------------|
| ZUKEN Portal 750-415 | URL | Download |
|----------------------|---------------------|--------------------------|

Device Files

Device Driver

| | | | |
|--|------------------------|---------------|--------------------------|
| WAGO USB Service Kabel Treiber / Serie 750 und 857 | 6.5.3.0 2014 Sep 10 | zip 4.8 MB | Download |
|--|------------------------|---------------|--------------------------|

Environmental Product Compliance

Compliance Search

| | | |
|--|---------------------|--------------------------|
| Environmental Product Compliance 750-415 4-channel digital input; 24 V AC/DC; 20 ms | URL | Download |
|--|---------------------|--------------------------|

Installation Notes

Product family

WAGO I/O System 750/753
[Show all products from the family](#)

Subject to changes. Please also observe the further product documentation!