

## Data sheet | Item number: 769-107/000-006

1-conductor female connector; CAGE CLAMP®; 4 mm<sup>2</sup>; Pin spacing 5 mm; 7-pole; coding finger; 4,00 mm<sup>2</sup>; blue

[www.wago.com/769-107/000-006](http://www.wago.com/769-107/000-006)



### Data

#### Notes

Safety information

According to EN 61984, pluggable connectors without current interrupting capacity must not be mated or unmated when live or under load.

### Electrical data

#### Ratings per IEC/EN

|                               |   |
|-------------------------------|---|
| Ratings per                   | IEC/EN 61984  |
| Nominal voltage (III/3)       | 500 V   |
| Rated impulse voltage (III/3) | 6 kV  |
| Rated current                 | 32 A  |
| Legend (ratings)              | (III / 3) ≙ Overvoltage category III / Pollution degree 3 |

### Connection data

|                            |   |
|----------------------------|---|
| Connection points          | 7 |
| Total number of potentials | 7 |

### Connection 1

|                                 |  |
|---------------------------------|--|
| Connection technology           | CAGE CLAMP®                                |
| Actuation type                  | Operating tool                             |
| Connectable conductor materials | Copper                                     |
| Nominal cross-section           | 4 mm <sup>2</sup> / 12 AWG                 |
| Solid conductor                 | 0.08 ... 4 mm <sup>2</sup> / 28 ... 12 AWG |
| Fine-stranded conductor         | 0.08 ... 4 mm <sup>2</sup> / 28 ... 12 AWG |
| Strip length                    | 8 ... 9 mm / 0.31 ... 0.35 inches          |
| Pole number                     | 7  |
| Wiring direction                | Front-entry wiring                         |

Subject to changes. Please also observe the further product documentation!

WAGO GmbH & Co. KG  
Hansastr. 27  
32423 Minden  
Phone: +49571 887-0 | Fax: +49571 887-169  
Email: [info.de@wago.com](mailto:info.de@wago.com) | Web: [www.wago.com](http://www.wago.com)

Do you have any questions about our products?  
We are always happy to take your call at +49 (571) 887-44222.



## Physical data

|              |                       |
|--------------|-----------------------|
| Width        | 35 mm / 1.378 inches  |
| Height       | 45.2 mm / 1.78 inches |
| Depth        | 18.3 mm / 0.72 inches |
| Module width | 5 mm / 0.197 inches   |

## Mechanical Data

|  |              |
|--|--------------|
| Variable coding  | Yes          |
| Direct ground contact to DIN-rail/drilled hole/housing | No           |
| Marking level  | Side marking |
| Anti-rotation protection                               | Yes          |

## Plug-in connection

|                                      |                         |
|--------------------------------------|-------------------------|
| Contact type (pluggable connector)   | Female connector/socket |
| Connector (connection type)          | for conductor           |
| Mismating protection                 | No                      |
| Plugging without loss of pin spacing | Yes                     |

## Material Data

|                             |  |
|-----------------------------|--|
| Note (material data)        | Information on material specifications can be found here |
| Color                       | blue   |
| Material group              | I  |
| Insulation material         | Polyamide (PA66)   |
| Flammability class per UL94 | V0   |
| Fire load                   | 0.477 MJ   |
| Halogen-free                | Yes  |
| Weight                      | 22.8 g   |

## Environmental requirements

|                                  |                 |
|----------------------------------|-----------------|
| Processing temperature           | -35 ... +85 °C  |
| Continuous operating temperature | -60 ... +105 °C |

Subject to changes. Please also observe the further product documentation!

WAGO GmbH & Co. KG  
 Hansastr. 27  
 32423 Minden  
 Phone: +49571 887-0 | Fax: +49571 887-169  
 Email: [info.de@wago.com](mailto:info.de@wago.com) | Web: [www.wago.com](http://www.wago.com)

Do you have any questions about our products?  
 We are always happy to take your call at +49 (571) 887-44222.

## Commercial data






|                       |               |
|-----------------------|---------------|
| eCl@ss 10.0           | 27-14-11-06   |
| eCl@ss 9.0            | 27-14-11-06   |
| ETIM 8.0              | EC001284      |
| ETIM 7.0              | EC001284      |
| PU (SPU)              | 25 pcs        |
| Packaging type        | box           |
| Country of origin     | DE            |
| GTIN                  | 4045454579838 |
| Customs tariff number | 85366990990   |

## Environmental Product Compliance

|                        |                         |
|------------------------|-------------------------|
| RoHS Compliance Status | Compliant, No Exemption |
|------------------------|-------------------------|

## Approvals / Certificates

### General approvals

| Logo   | Approval                              | Additional Approval Text | Certificate name |
|--|---------------------------------------|--------------------------|------------------|
|  | CCA<br>DEKRA Certification B.V.       | EN 61984                 | 2190419.02       |
|  | CCA<br>DEKRA Certification B.V.       | EN 60947                 | NTR NL-7626      |
|  | CCA<br>DEKRA Certification B.V.       | IEC 61984                | NL-47799/A1      |
|  | CSA<br>DEKRA Certification B.V.       | C22.2 No. 158            | 1101144          |
|  | KEMA/KEUR<br>DEKRA Certification B.V. | EN 60947                 | 2190419.01       |
|  | UL<br>Underwriters Laboratories Inc.  | UL 1977                  | E 45171          |

Subject to changes. Please also observe the further product documentation!





UR

Underwriters Laboratories Inc.

UL 1059



E45172

Declarations of conformity and manufacturer's declarations




| Logo   | Approval   | Additional Approval Text | Certificate name |
|--|--|--------------------------|------------------|
|  | EU-Declaration of Conformity<br>WAGO GmbH & Co. KG | -                        | -                |
|  | UK-Declaration of Conformity<br>WAGO GmbH & Co. KG | -                        | -                |

Optional accessories

Tool

| Operating tool   |   |  |
|--|---|--|
|  | Item no.: 210-490<br>Operating tool   | <a href="http://www.wago.com/210-490">www.wago.com/210-490</a> |
|  | Item no.: 769-434<br>Operating tool; made of insulating material; 1-way; loose; white | <a href="http://www.wago.com/769-434">www.wago.com/769-434</a> |

Marking accessories

| Marking strip  |  |  |
|--|--|--|
|  | Item no.: 210-831<br>Marking strips; on reel; 2.3 mm wide; plain; Self-adhesive; white | <a href="http://www.wago.com/210-831">www.wago.com/210-831</a> |
|  | Item no.: 210-834<br>Marking strips; on reel; 5 mm wide; plain; Self-adhesive; white   | <a href="http://www.wago.com/210-834">www.wago.com/210-834</a> |
|  | Item no.: 210-832<br>Marking strips; on reel; 3 mm wide; plain; Self-adhesive; white   | <a href="http://www.wago.com/210-832">www.wago.com/210-832</a> |
| Label  |  |  |

Subject to changes. Please also observe the further product documentation!



**Item no.: 210-805**  
Labels; for Smart Printer; permanent adhesive; 6 x 15 mm; white

[www.wago.com/210-805](http://www.wago.com/210-805)



**Item no.: 210-805/000-002**  
Labels; for Smart Printer; permanent adhesive; 6 x 15 mm; yellow

[www.wago.com/210-805/000-002](http://www.wago.com/210-805/000-002)

Marker



**Item no.: 2009-145**  
Mini-WSB Inline; for Smart Printer; 1700 pieces on roll; stretchable 5 - 5.2 mm; plain; snap-on type; white

[www.wago.com/2009-145](http://www.wago.com/2009-145)



**Item no.: 248-501**  
Mini-WSB marking card; as card; not stretchable; plain; snap-on type; white

[www.wago.com/248-501](http://www.wago.com/248-501)

Protective warning marker

Cover



**Item no.: 280-415**  
Protective warning marker; for 5 terminal blocks; with high-voltage symbol, black; yellow

[www.wago.com/280-415](http://www.wago.com/280-415)

Jumpers

Jumper



**Item no.: 769-402**  
Jumper; insulated; gray

[www.wago.com/769-402](http://www.wago.com/769-402)

Cover

Cover



**Item no.: 769-436**  
Jumper cover; for 1-conductor female plugs; for 5 poles; gray

[www.wago.com/769-436](http://www.wago.com/769-436)

Testing and measuring

Testing accessories



**Item no.: 210-136**  
Test plug; 2 mm Ø; with 500 mm cable; red

[www.wago.com/210-136](http://www.wago.com/210-136)

Ferrule

Ferrule



**Item no.: 216-101**  
Ferrule; Sleeve for 0.5 mm<sup>2</sup> / AWG 22; uninsulated; electro-tin plated; silver-colored

[www.wago.com/216-101](http://www.wago.com/216-101)



**Item no.: 216-104**  
Ferrule; Sleeve for 1.5 mm<sup>2</sup> / AWG 16; uninsulated; electro-tin plated; silver-colored

[www.wago.com/216-104](http://www.wago.com/216-104)



**Item no.: 216-102**  
Ferrule; Sleeve for 0.75 mm<sup>2</sup> / AWG 20; uninsulated; electro-tin plated; silver-colored

[www.wago.com/216-102](http://www.wago.com/216-102)










**Item no.: 216-103**

[www.wago.com/216-103](http://www.wago.com/216-103)



Subject to changes. Please also observe the further product documentation!

Ferrule; Sleeve for 1 mm<sup>2</sup> / AWG 18; uninsulated; electro-tin plated

|   |   |  |
|---|---|--|
|  | <b>Item no.: 216-203</b><br>Ferrule; Sleeve for 1 mm <sup>2</sup> / AWG 18; insulated; electro-tin plated; red                | <a href="http://www.wago.com/216-203">www.wago.com/216-203</a> |
|  | <b>Item no.: 216-206</b><br>Ferrule; Sleeve for 2.5 mm <sup>2</sup> / AWG 14; insulated; electro-tin plated; blue             | <a href="http://www.wago.com/216-206">www.wago.com/216-206</a> |
|  | <b>Item no.: 216-202</b><br>Ferrule; Sleeve for 0.75 mm <sup>2</sup> / 18 AWG; insulated; electro-tin plated; gray            | <a href="http://www.wago.com/216-202">www.wago.com/216-202</a> |
|  | <b>Item no.: 216-204</b><br>Ferrule; Sleeve for 1.5 mm <sup>2</sup> / AWG 16; insulated; electro-tin plated; black            | <a href="http://www.wago.com/216-204">www.wago.com/216-204</a> |
|  | <b>Item no.: 216-201</b><br>Ferrule; Sleeve for 0.5 mm <sup>2</sup> / 20 AWG; insulated; electro-tin plated; white            | <a href="http://www.wago.com/216-201">www.wago.com/216-201</a> |
|  | <b>Item no.: 216-301</b><br>Ferrule; Sleeve for 0.25 mm <sup>2</sup> / AWG 24; insulated; electro-tin plated; yellow          | <a href="http://www.wago.com/216-301">www.wago.com/216-301</a> |
|  | <b>Item no.: 216-302</b><br>Ferrule; Sleeve for 0.34 mm <sup>2</sup> / 22 AWG; insulated; electro-tin plated; light turquoise | <a href="http://www.wago.com/216-302">www.wago.com/216-302</a> |




#### Strain relief

Strain relief

|   |   |  |
|---|---|--|
|  | <b>Item no.: 769-1607</b><br>Strain relief housing; for female and male connectors; 2 parts; Pin spacing 5 mm; 7-pole; gray   | <a href="http://www.wago.com/769-1607">www.wago.com/769-1607</a> |
|  | <b>Item no.: 769-413</b><br>Strain relief plate; for female and male connectors; 1 part; Pin spacing 5 mm; 6- to 9-pole; gray | <a href="http://www.wago.com/769-413">www.wago.com/769-413</a>   |


#### Insulation stop

Insulation stop

|  |  |  |
|--|--|--|
|  | <b>Item no.: 769-470</b><br>Insulation stop; 0.08 - 0.2 mm <sup>2</sup> "s" (0.14 mm <sup>2</sup> "f-st"); 5 pieces/strip; white | <a href="http://www.wago.com/769-470">www.wago.com/769-470</a> |
|  | <b>Item no.: 769-471</b><br>Insulation stop; 0.25 - 0.5 mm <sup>2</sup> ; 5 pieces/strip; light gray                             | <a href="http://www.wago.com/769-471">www.wago.com/769-471</a> |
|  | <b>Item no.: 769-472</b><br>Insulation stop; 0.75 - 1 mm <sup>2</sup> ; 5 pieces/strip; dark gray                                | <a href="http://www.wago.com/769-472">www.wago.com/769-472</a> |

#### Locking levers

Locking system

|  |  |  |
|--|--|--|
|  | <b>Item no.: 769-430</b><br>Locking lever; for female connectors; 1 part; Pin spacing 5 mm; 2-pole; gray | <a href="http://www.wago.com/769-430">www.wago.com/769-430</a> |
|--|--|--|

Subject to changes. Please also observe the further product documentation!



Item no.: 769-431

Locking lever; for female connectors; 1 part; Pin spacing 5 mm; 2-pole; orange

## Downloads Documentation

### Bid Text

|                                |             |               |          |
|--------------------------------|-------------|---------------|----------|
| 769-107/000-006<br>X81 - Datei | 2019 Feb 19 | xml<br>3.3 kB | Download |
|--------------------------------|-------------|---------------|----------|

|                                |            |                |          |
|--------------------------------|------------|----------------|----------|
| 769-107/000-006<br>doc - Datei | 2017 Oct 4 | doc<br>25.6 kB | Download |
|--------------------------------|------------|----------------|----------|

### Additional Information

|   |  |               |          |
|---|--|---------------|----------|
| Technical Section<br>Technical explanations |  | pdf<br>2.2 MB | Download |
|---|--|---------------|----------|

## CAD/CAE-Data

### CAD data

|                              |  |     |          |
|------------------------------|--|-----|----------|
| 2D/3D Models 769-107/000-006 |  | URL | Download |
|------------------------------|--|-----|----------|

### CAE data

|                                   |  |     |          |
|-----------------------------------|--|-----|----------|
| EPLAN Data Portal 769-107/000-006 |  | URL | Download |
|-----------------------------------|--|-----|----------|

|                                |  |     |          |
|--------------------------------|--|-----|----------|
| WSCAD Universe 769-107/000-006 |  | URL | Download |
|--------------------------------|--|-----|----------|

|                              |  |     |          |
|------------------------------|--|-----|----------|
| ZUKEN Portal 769-107/000-006 |  | URL | Download |
|------------------------------|--|-----|----------|

|                                |  |     |          |
|--------------------------------|--|-----|----------|
| WSCAD Universe 769-107/000-006 |  | URL | Download |
|--------------------------------|--|-----|----------|

|                                   |  |     |          |
|-----------------------------------|--|-----|----------|
| EPLAN Data Portal 769-107/000-006 |  | URL | Download |
|-----------------------------------|--|-----|----------|

## Environmental Product Compliance

### Compliance Search

|  |  |     |          |
|--|--|-----|----------|
| Environmental Product Compliance 769-107/000-006 |  | URL | Download |
|--|--|-----|----------|

Subject to changes. Please also observe the further product documentation!



1-conductor female connector; CAGE CLAMP®; 4 mm<sup>2</sup>; Pin spacing 5 mm; 7-pole;  
coding finger; 4,00 mm<sup>2</sup>; blue

---

## Installation Notes

## Product family

**X-COM**

[Show all products from the family](#)

Subject to changes. Please also observe the further product documentation!