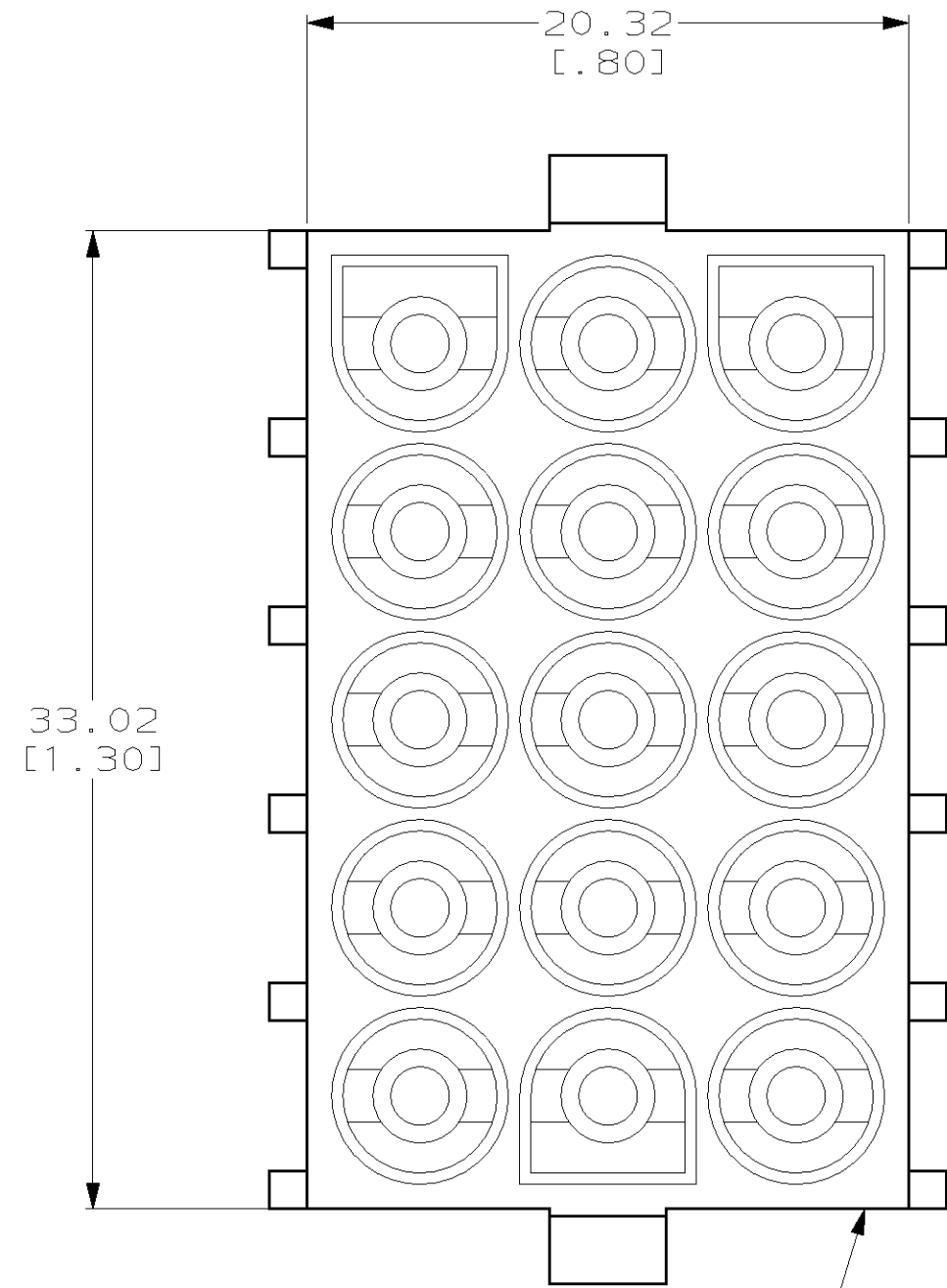


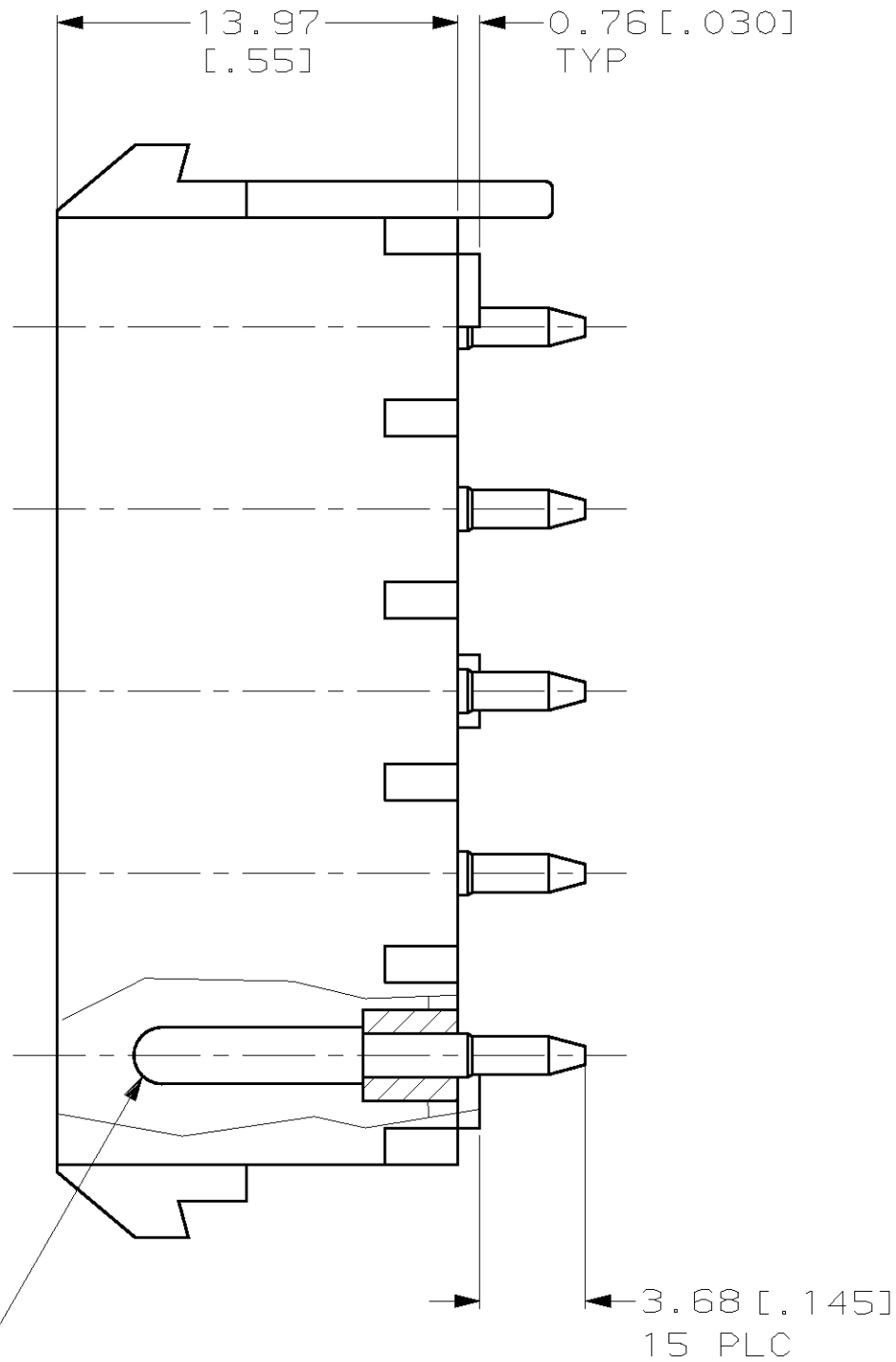
THIS DRAWING IS UNPUBLISHED. RELEASED FOR PUBLICATION
 (C) COPYRIGHT 19 BY AMP INCORPORATED. ALL RIGHTS RESERVED.

LOC		DIST		REVISIONS			
P	LTR	DESCRIPTION	DATE	DWN	APVD		
CH	11	B	ECN 96012402	24/JAN/96	RNP	PRG	
		C	ECN 96071101	11/JUL/96	RNP	PRG	
		D	EC 0B20-1412-97	13/OCT/97	RNP	PRG	
		E	EC 0B20-0270-98	19/FEB/98	RNP	RAR	

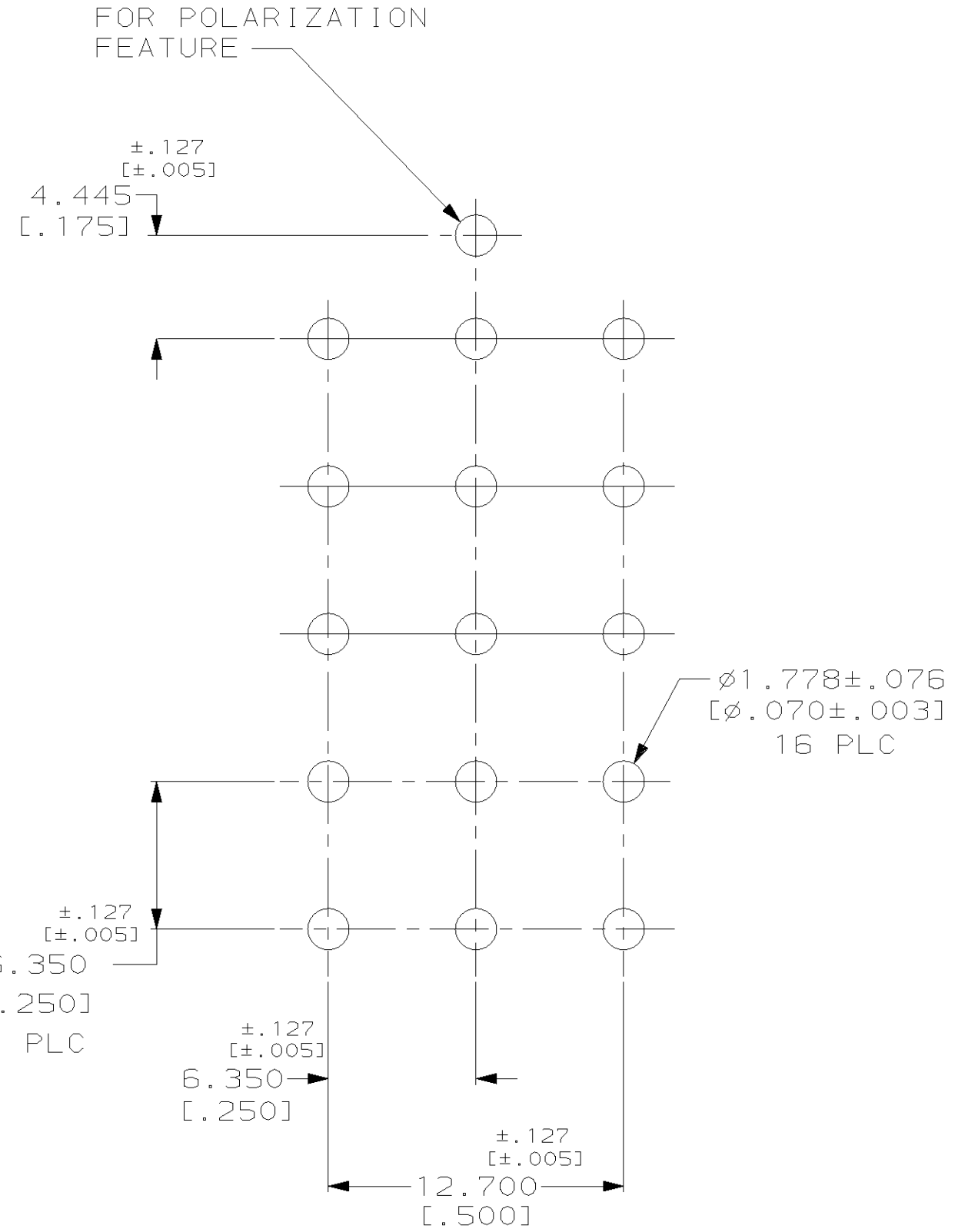
- MATES WITH MATE-N-LOK II PLUG CONNECTOR USING P/N 193797-1 SOCKET CONTACTS.
- ALL DIMENSIONS ARE REFERENCE ONLY EXCEPT P.C. LAYOUT.



HOUSING
 MAT'L; NYLON 94V-0



CONTACT
 MAT'L; COPPER ALLOY
 FINISH; 5µm [200µIN] MIN SILVER
 OVER 1 µm [40 µIN] MIN NICKEL



RECOMMENDED LAYOUT FOR
 1.57 [.062] THICK P.C. BOARD

194013-1
 PART NO.

<small>THIS DRAWING IS A CONTROLLED DOCUMENT FOR AMP INCORPORATED. IT IS SUBJECT TO CHANGE AND THE CONTROLLING ENGINEERING ORGANIZATION SHOULD BE CONTACTED FOR THE LATEST REVISION.</small>		DWN R N POLK 03/NOV/94	AMP Incorporated Harrisburg, PA 17105-3608
DIMENSIONS: mm (in)		CHK -	
		APVD -	HIGH CURRENT VERT. PIN HEADER ASSY, MATE-N-LOK 11, 15 CIRCUIT
TOLERANCES UNLESS OTHERWISE SPECIFIED: 0 PLC ±- 1 PLC ±- 2 PLC ±- 3 PLC ±- 4 PLC ±- ANGLES ±- FINISH -		PRODUCT SPEC -	
MATERIAL -		APPLICATION SPEC -	SIZE A2
		WEIGHT -	CAGE CODE 00779
		CUSTOMER DRAWING	DRAWING NO. ©=194013
			SCALE -
			SHEET 1 OF 1
			REV E