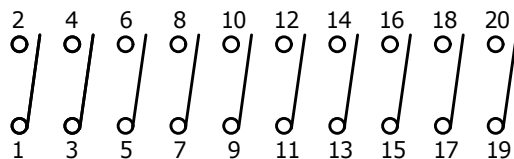
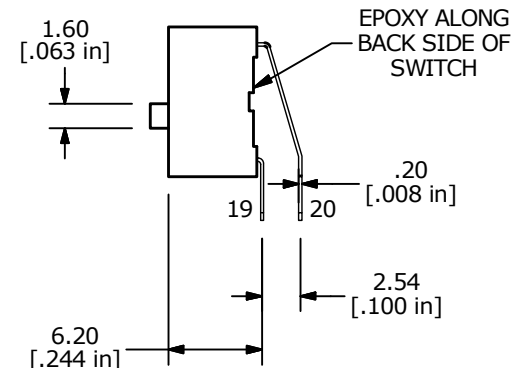
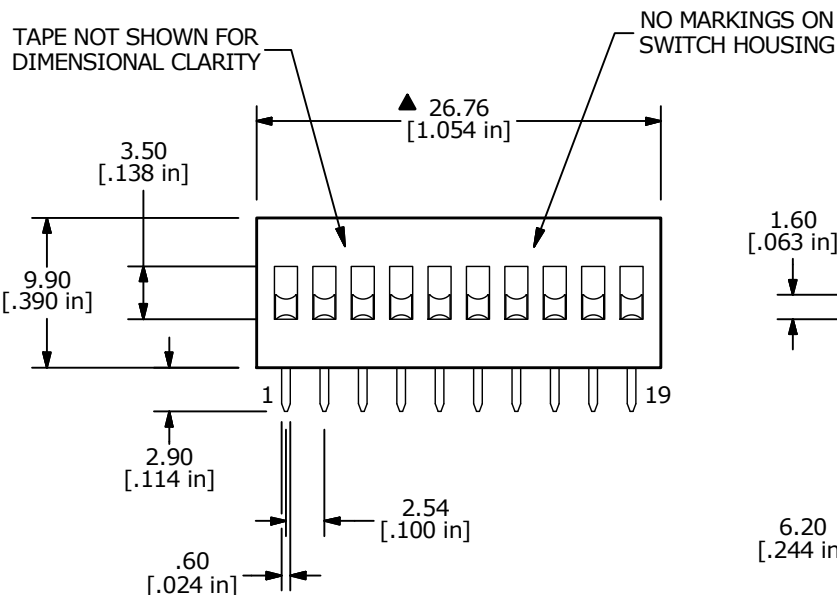


▲ TOP TAPE SEAL



▲ CIRCUIT - 10 POSITION



- NOTE:
1. ALL DIMENSIONS IN MM [INCH]
  2. GENERAL TOLERANCE: X.X = ±0.4  
X.XX = ±0.25
  3. TERMINAL NUMBERS FOR REF ONLY
  4. PLATING MATERIAL: GOLD
  5. RATING: SWITCH: 25mA @ 24VDC  
CARRY: 100mA @ 50VDC
  6. OPERATING LIFE: 2,000 CYCLES, EACH CIRCUIT
  7. INSULATION RESISTANCE: 100 MΩ min. @ 500VDC
  8. DIELECTRIC STRENGTH: 500 V RMS @SEA LEVEL.
  9. OPERATING FORCE: 1,000gf MAX.
  10. OPERATING TEMP: -40°C to 85°C
  11. CONTACT RESISTANCE: INITIAL: 50m Ω TYP. @ 2-4VDC @ 100mA
  - ▲ 12. PART SUPPLIED WITH ALL POLES IN THE "OFF" POSITION.
  13. ▲ DENOTES CRITICAL PARAMETER.
  14. 2011/65/EU (ROHS) COMPLIANT



C	23120	Redrawn, New Switch Body, title update	11/28/17	MW
B	17798	CHANGED CONTACT MATERIAL	10/22/07	BF
REV	PCR NO	DESCRIPTION	DATE	BY

TITLE <b>KAS2110ET SPECIAL (NO MARKING)</b>				
SCALE	DATE	DR	DWG	REV
2:1	11/28/2017	MW	N311055	C

THE INFORMATION CONTAINED IN THIS DOCUMENT IS PROPRIETARY TO E-SWITCH AND IS NOT TO BE COPIED OR TRANSFERRED