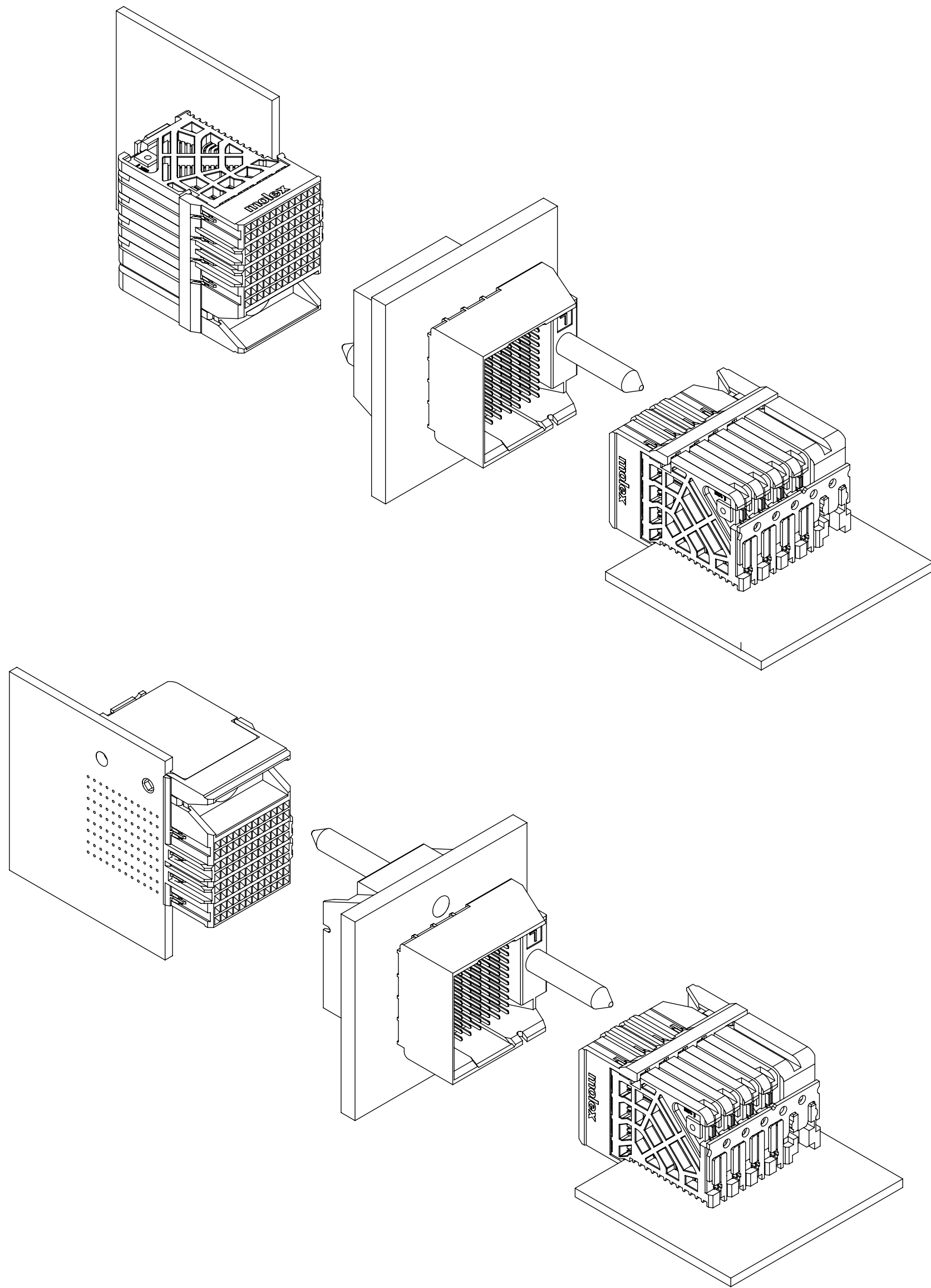


MATERIAL NUMBER	# OF COLUMNS	# OF DIFF PAIR	MODULE TYPE	DIM "A"	DIM "B"	DIM "C"
76845-*60*	6	24	NO ENDWALL	18.9	10.00	10.40
76845-*60*	6	24	WITH ENDWALL	20.3	10.00	10.40
76845-*80*	8	32	NO ENDWALL	22.9	14.05	14.45
76845-*80*	8	32	WITH ENDWALL	24.3	14.05	14.45
76845-*10*	10	40	NO ENDWALL	27.0	18.10	18.50
76845-*10*	10	40	WITH ENDWALL	28.4	18.10	18.50

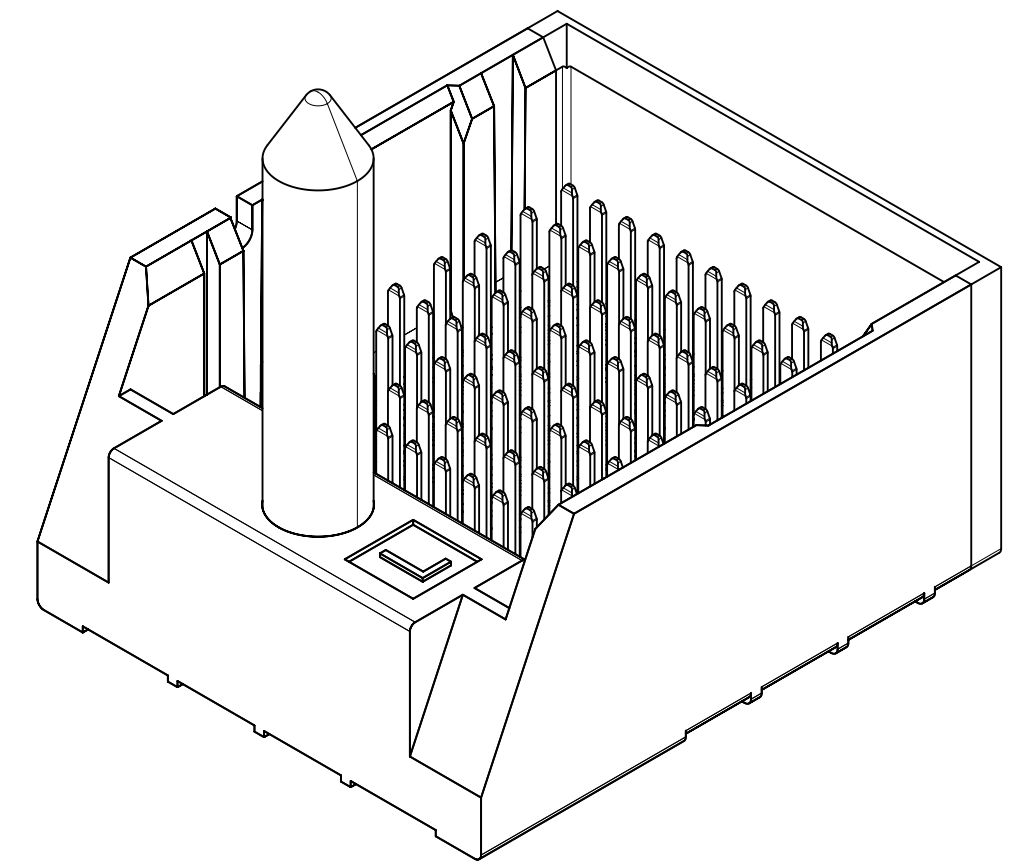


76845-**0*

MODULE & TAIL PLATING TYPE
 2 = GUIDE RIGHT NO ENDWALL, TIN/LEAD
 3 = GUIDE RIGHT NO ENDWALL, TIN
 6 = GUIDE RIGHT ENDWALL, TIN/LEAD
 7 = GUIDE RIGHT ENDWALL, TIN

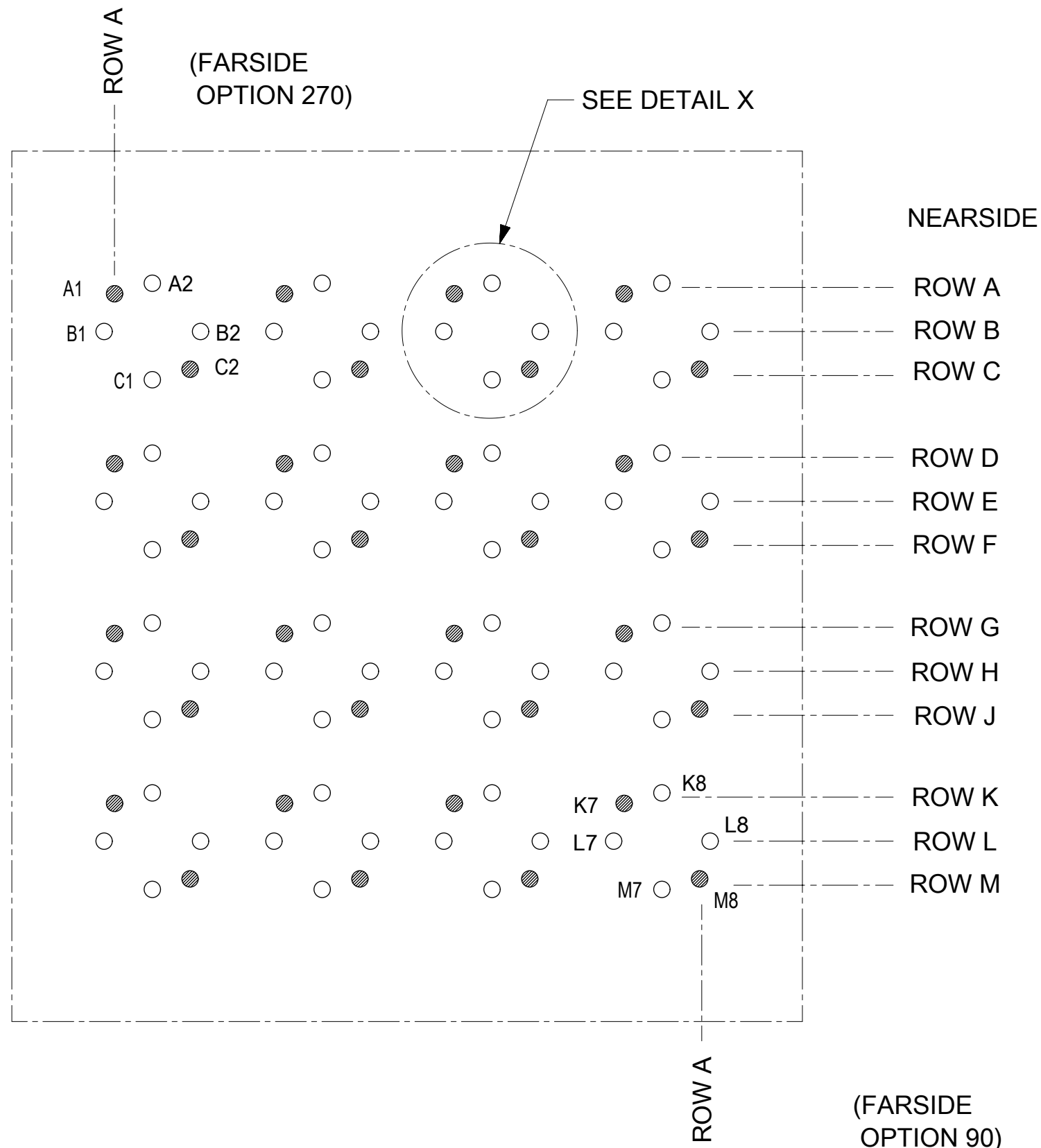
PIN LENGTH (P)
 4 = 4.90, (0.46 PTH)
 5 = 5.50, (0.46 PTH)
 7 = 4.90, (0.39 PTH)
 8 = 5.50, (0.39 PTH)

OF COLUMNS
 6 = 6 COLUMN
 8 = 8 COLUMN
 1 = 10 COLUMN

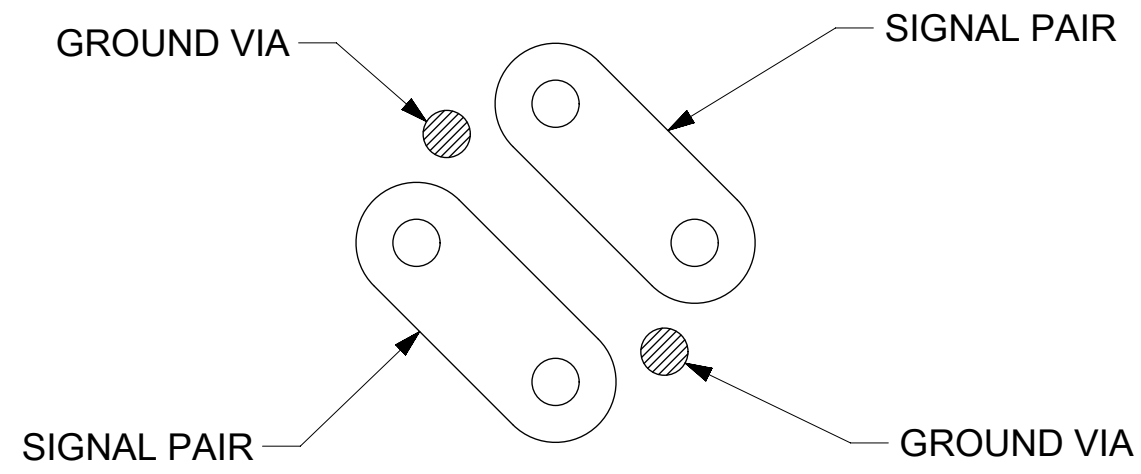


OPEN END OPTION

QUALITY SYMBOLS ▽ = 0 ▽ = 0 ▽ = 0 ▼ = 0 ▽ = 0 ⊠ = 0 ■ = 0 ▽ = 0	THIS DRAWING CONTAINS INFORMATION THAT IS PROPRIETARY TO MOLEX ELECTRONIC TECHNOLOGIES, LLC AND SHOULD NOT BE USED WITHOUT WRITTEN PERMISSION									
	MIGRATED TO NX		GENERAL TOLERANCES (UNLESS SPECIFIED)		DIMENSION UNITS		SCALE			
	EC NO: 123322		ANGULAR TOL ± 0.5 °		mm		1:1			
	DRWN: NIMUNIVENKATA		4 PLACES ±		DRWN BY		DATE		IMPACT 4 PAIR HEADER ORTHOGONAL ASSEMBLY GUIDE LEFT SALES DWG	
	CHKD: PRAMASWAMY		3 PLACES ±		ARIZVI01		2013/04/04			
	REV / APPR: PRAMASWAMY		2 PLACES ± 0.13		CHK'D BY		DATE		PRODUCT CUSTOMER DRAWING	
	E1		1 PLACE ± 0.25		PRAMASWAMY		2017/10/16			
			0 PLACES ±		APPR BY		DATE		SERIES MATERIAL NUMBER CUSTOMER 76845 SEE CHART GENERAL MARKET	
			DRAFT WHERE APPLICABLE MUST REMAIN WITHIN DIMENSIONS		TELO		2015/03/24			
					DRAWING SIZE		THIRD ANGLE PROJECTION		DOCUMENT NUMBER DOC TYPE DOC PART SHEET NUMBER SD-76845-002 PSD 001 2 OF 3	
				C						



MIDPLANE PCB LAYOUT



DETAIL X
SCALE 16:1

ORTHO PIN MAPPING

OPTION 270 (NEARSIDE - FAR SIDE)

(A1-A1)	A2-B1	(A3-D1)	A4-E1	(A5-G1)	A6-H1	(A7-K1)	A8-L1
B1-A2	B2-C1	B3-D2	B4-F1	B5-G2	B6-J1	B7-K2	B8-M1
C1-B2	(C2-C2)	C3-E2	(C4-F2)	C5-H2	(C6-J2)	C7-L2	(C8-M2)
(D1-A3)	D2-B3	(D3-D3)	D4-E3	(D5-G3)	D6-H3	(D7-K3)	D8-L3
E1-A4	E2-C3	E3-D4	E4-F3	E5-G4	E6-J3	E7-K4	E8-M3
F1-B4	(F2-C4)	F3-E4	(F4-F4)	F5-H4	(F6-J4)	F7-L4	(F8-M4)
(G1-A5)	G2-B5	(G3-D5)	G4-E5	(G5-G5)	G6-H5	(G7-K5)	G8-L5
H1-A6	H2-C5	H3-D6	H4-F5	H5-G6	H6-J5	H7-K6	H8-M5
J1-B6	(J2-C6)	J3-E6	(J4-F6)	J5-H6	(J6-J6)	J7-L6	(J8-M6)
(K1-A7)	K2-B7	(K3-D7)	K4-E7	(K5-G7)	K6-H7	(K7-K7)	K8-L7
L1-A8	L2-C7	L3-D8	L4-F7	L5-G8	L6-J7	L7-K8	L8-M7
M1-B8	(M2-C8)	M3-E8	(M4-F8)	M5-H8	(M6-J8)	M7-L8	(M8-M8)

ORTHO PIN MAPPING

OPTION 90 (NEARSIDE - FAR SIDE)

(A1-M8)	A2-L8	(A3-J8)	A4-H8	(A5-F8)	A6-E8	(A7-C8)	A8-B8
B1-M7	B2-K8	B3-J7	B4-G8	B5-F7	B6-D8	B7-C7	B8-A8
C1-L7	(C2-K7)	C3-H7	(C4-G7)	C5-E7	(C6-D7)	C7-B7	(C8-A7)
(D1-M6)	D2-L6	(D3-J6)	D4-H6	(D5-F6)	D6-E6	(D7-C6)	D8-B6
E1-M5	E2-K6	E3-J5	E4-G6	E5-F5	E6-D6	E7-C5	E8-A6
F1-L5	(F2-K5)	F3-H5	(F4-G5)	F5-E5	(F6-D5)	F7-B5	(F8-A5)
(G1-M4)	G2-L4	(G3-J4)	G4-H4	(G5-F4)	G6-E4	(G7-C4)	G8-B4
H1-M3	H2-K4	H3-J3	H4-G4	H5-F3	H6-D4	H7-C3	H8-A4
J1-L3	(J2-K3)	J3-H3	(J4-G3)	J5-E3	(J6-D3)	J7-B3	(J8-A3)
(K1-M2)	K2-L2	(K3-J2)	K4-H2	(K5-F2)	K6-E2	(K7-C2)	K8-B2
L1-M1	L2-K2	L3-J1	L4-G2	L5-F1	L6-D2	L7-C1	L8-A2
M1-L1	(M2-K1)	M3-H1	(M4-G1)	M5-E1	(M6-D1)	M7-B1	(M8-A1)

NOTE: PINOUTS SHOWN IN BALLOONS ARE GROUNDS.
PINOUTS SHOWN ARE FOR SQUARE (8 COLUMN) PATTERN ONLY.

QUALITY SYMBOLS	THIS DRAWING CONTAINS INFORMATION THAT IS PROPRIETARY TO MOLEX ELECTRONIC TECHNOLOGIES, LLC AND SHOULD NOT BE USED WITHOUT WRITTEN PERMISSION			DIMENSION UNITS mm	SCALE 4:1			
▽ = 0 ▽ = 0 ▽ = 0 ▽ = 0 ▽ = 0 ▽ = 0 ▽ = 0 ▽ = 0 ▽ = 0 ▽ = 0	GENERAL TOLERANCES (UNLESS SPECIFIED)	ANGULAR TOL ± 0.5 °	DRWN BY ARIZVIO1	DATE 2013/04/04	IMPACT 4 PAIR HEADER ORTHOGONAL ASSEMBLY GUIDE LEFT SALES DWG			
▽ = 0 ▽ = 0 ▽ = 0 ▽ = 0 ▽ = 0 ▽ = 0 ▽ = 0 ▽ = 0 ▽ = 0 ▽ = 0	4 PLACES ± 3 PLACES ± 2 PLACES ± 0.13 1 PLACE ± 0.25 0 PLACES ±	DRAFT WHERE APPLICABLE MUST REMAIN WITHIN DIMENSIONS	CHKD BY PRAMASWAMY	DATE 2017/10/16				PRODUCT CUSTOMER DRAWING
▽ = 0 ▽ = 0 ▽ = 0 ▽ = 0 ▽ = 0 ▽ = 0 ▽ = 0 ▽ = 0 ▽ = 0 ▽ = 0	EC NO: 123922 DRWN: NIMUNIVENKATA CHKD: PRAMASWAMY REV APPR: PRAMASWAMY	MIGRATED TO NX 2017/09/22 2017/10/16 2017/10/18	APPR BY TELO	DATE 2015/03/24	SERIES 76845	MATERIAL NUMBER SEE CHART	CUSTOMER GENERAL MARKET	
▽ = 0 ▽ = 0 ▽ = 0 ▽ = 0 ▽ = 0 ▽ = 0 ▽ = 0 ▽ = 0 ▽ = 0 ▽ = 0	RELEASE STATUS P1	RELEASE DATE 18.10.2017 06:14:40	DRAWING SIZE C	THIRD ANGLE PROJECTION	DOCUMENT NUMBER SD-76845-002	DOC TYPE PSD	DOC PART 001	SHEET NUMBER 3 OF 3