


Data sheet | Item number: 857-734

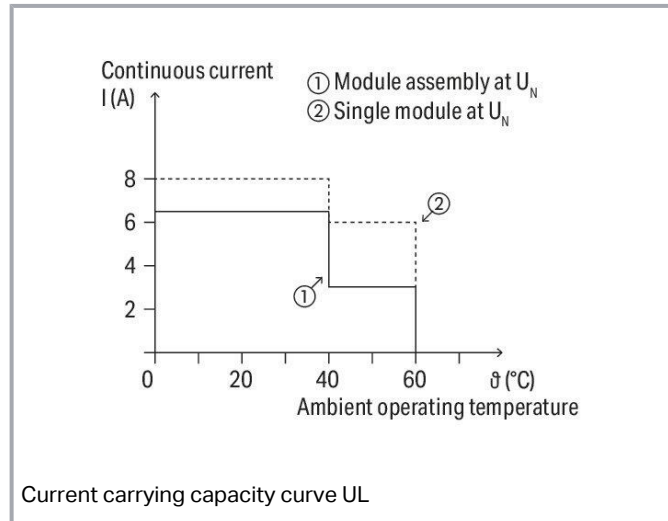
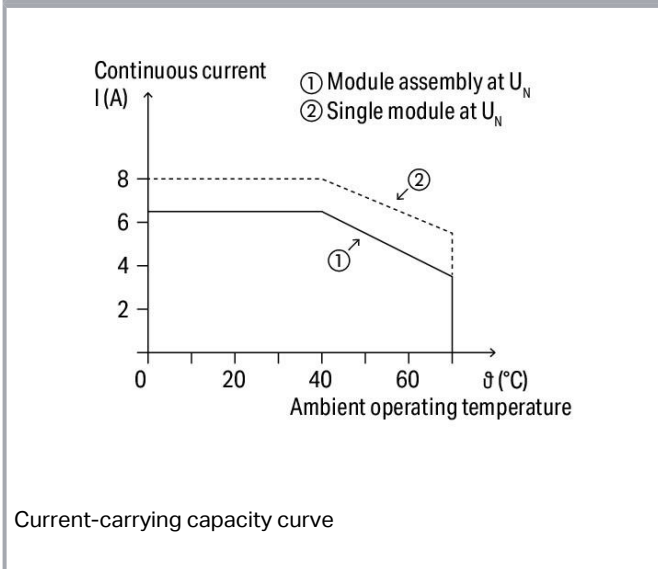
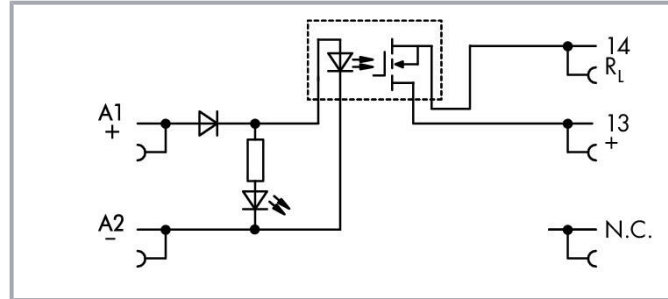
Solid-state relay module; Nominal input voltage: 24 VDC; Output voltage range: 0 ... 30 VDC; Limiting continuous current: 8 A; Module width: 6 mm



www.wago.com/857-734



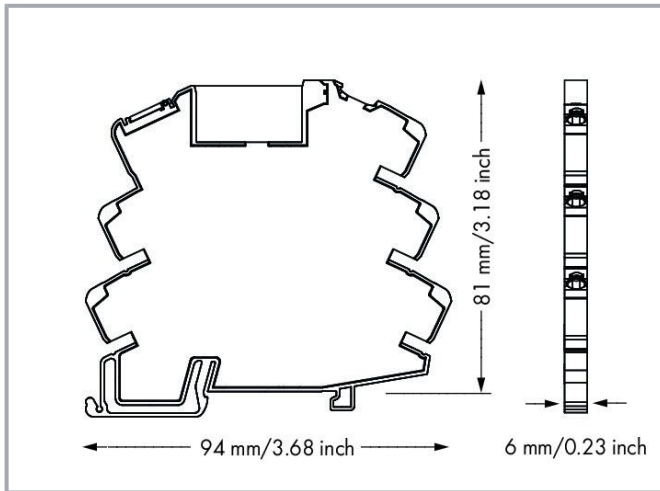
Color: —



Subject to changes. Please also observe the further product documentation!

WAGO GmbH & Co. KG
 Hansastr. 27
 32423 Minden
 Phone: +49571 887-0 | Fax: +49571 887-169
 Email: info.de@wago.com | Web: www.wago.com

Do you have any questions about our products?
 We are always happy to take your call at +49 (571) 887-44222.



Data

Notes

Safety information

Adjacent devices are devices of the same design (series) that are arranged next to each other with the same orientation on the mounting rail. An end stop (249-116) must be fitted to devices of other types for compliance with the reinforced insulation requirements.

Note

Optocouplers and solid state relays are designed for use in signal processing networks, which are not supplied by the low-voltage power supply networks.

Technical data

Control Circuit

Nominal input voltage U_N	DC 24 V (SELV)
Input voltage range (low level)	DC 0 ... 4 V
Input voltage range (high level)	DC 16.8 ... 30 V
Nominal input current at U_N	12 mA
Power loss (max.) $P_{I(max)}$	0.3 W

Subject to changes. Please also observe the further product documentation!



Load circuit

Circuit type	2-wire connection
Limiting continuous current	8 A; 6 A (UL)
Nominal output voltage	DC 24 V (SELV)
Output voltage range	DC 1 ... 30 V
Voltage drop at output (max.)	≤ DC 0.8 V
Leakage current at rated voltage	≤ 1 μA
Switching current (min.)	10 mA
Turn-on time	≤ 60 μs
Turn-off time	≤ 250 μs
Switching frequency	≤ 500 Hz

Signaling

Status indicator	Yellow LED
------------------	------------

Safety and protection

Rated voltage	300 V
Overvoltage category	II
Pollution degree	2
Dielectric strength (control/load circuit) (AC, 1 min)	3.51 kVrms
Insulation type (between adjacent devices of the same type)	Double insulation (safe isolation)
Insulation type (to adjacent devices of different types)	Basic insulation
Safety information	Adjacent devices are devices of the same design (series) that are arranged next to each other with the same orientation on the mounting rail. An end stop (249-116) must be fitted to devices of other types for compliance with the reinforced insulation requirements.
Protection type	IP20

Connection data

Connection technology	Push-in CAGE CLAMP®
Solid conductor	0.34 ... 2.5 mm ² / 22 ... 14 AWG
Fine-stranded conductor	0.34 ... 2.5 mm ² / 22 ... 14 AWG
Fine-stranded conductor; with insulated ferrule	0.34 ... 1.5 mm ² / 22 ... 16 AWG
Strip length	9 ... 10 mm / 0.35 ... 0.39 inches

Subject to changes. Please also observe the further product documentation!

WAGO GmbH & Co. KG
 Hansastr. 27
 32423 Minden
 Phone: +49571 887-0 | Fax: +49571 887-169
 Email: info.de@wago.com | Web: www.wago.com

Do you have any questions about our products?
 We are always happy to take your call at +49 (571) 887-44222.



Physical data

Width	6 mm / 0.236 inches
Height	94 mm / 3.701 inches
Depth from upper-edge of DIN-rail	81 mm / 3.189 inches

Mechanical data

Mounting type	DIN-35 rail
Mounting position	horizontal (standing/lying); vertical

Material Data

Color	gray
Fire load	0.69 MJ
Weight	29.2 g

Environmental requirements

Ambient temperature (operation at U_N)	-25 ... +70 °C
Ambient temperature UL (operation at U_N)	-25 ... +60 °C
Ambient temperature (storage)	-40 ... +70 °C
Processing temperature	-25 ... +50 °C
Temperature range of connection cable	$\geq (T_{\text{ambient}} + 30 \text{ K})$
Relative humidity	5 ... 85 % (no condensation permissible)
Operating altitude (max.)	2000 m

Standards and specifications

Standards/specifications	EN 61010-2-201 EN 61373 EN 61000-6-2 EN 61000-6-3 EN 50121-3-2 EN 50121-4
--------------------------	--

Basic relay

WAGO Basic Relay	857-181
------------------	---------

Subject to changes. Please also observe the further product documentation!



Commercial data

ETIM 8.0	EC001504
ETIM 7.0	EC001504
PU (SPU)	25 (1) pcs
Packaging type	Box
Country of origin	CN
GTIN	4055143851176
Customs tariff number	85365005000

Environmental Product Compliance

CAS-No.	7439-92-1 79-94-7
REACH Candidate List Substance	2,2',6,6'-tetrabromo-4,4'-isopropylidenediphenol Lead
RoHS Compliance Status	Compliant,With Exemption
RoHS Exemption	6(c) 7(a) 7(c)-I 7(c)-II
SCIP notification number (Austria)	f7fd8389-69bb-4e6f-a1e9-fc1776998c6e
SCIP notification number (Belgium)	40681947-5038-4488-83cb-4416cb9c51b7
SCIP notification number (Bulgaria)	31db28dd-f09a-4e31-a7a6-fd8924a3395b
SCIP notification number (Czech Republic)	6aa2a734-dc16-48e1-837f-5764495677a1
SCIP notification number (Denmark)	2204a812-679a-4767-83f3-acadca70c64c
SCIP notification number (Finland)	2b96f4ab-0baf-46ce-b8a4-87fd619f7e96
SCIP notification number (France)	0016234e-151d-40d3-a51d-e4523d4dd1fa
SCIP notification number (Germany)	eee3505a-635c-4aa1-aff7-0e2acc8ba42e
SCIP notification number (Hungary)	83d51d9c-4402-4ac4-969d-7173d5986407
SCIP notification number (Italy)	7a89d2eb-e6e6-494d-b496-77a0100ae558
SCIP notification number (Netherlands)	b168aa95-0b5d-4c7e-9183-7c10a49fcde9
SCIP notification number (Poland)	5c9ba0ed-a7b4-4c2b-820a-0f1a97e8bbb5
SCIP notification number (Romania)	de10e405-92c2-4264-b1a8-953022403116
SCIP notification number (Sweden)	41efad63-4ffa-4e16-a4a3-b510b3b6919c

Approvals / Certificates




General approvals

Logo	Approval	Additional Approval Text	Certificate name
------	----------	--------------------------	------------------



Subject to changes. Please also observe the further product documentation!

WAGO GmbH & Co. KG
 Hansastr. 27
 32423 Minden
 Phone: +49571 887-0 | Fax: +49571 887-169
 Email: info.de@wago.com | Web: www.wago.com

Do you have any questions about our products?
 We are always happy to take your call at +49 (571) 887-44222.

	EAC Brjansker Zertifizierungsstelle	TP TC 020/2011	EAC_Certificate_RU_C-DE.AM02.B.00115_19
	EAC Brjansker Zertifizierungsstelle	TP TC 004/2011	EAC RU C-DE.AM02.B.00122/19
	UL Underwriters Laboratories Inc. (ORDINARY LOCATIONS)	UL 61010-2-201	E175199

Declarations of conformity and manufacturer's declarations

Logo	Approval	Additional Approval Text	Certificate name
	EU-Declaration of Conformity WAGO GmbH & Co. KG	-	-
	UK-Declaration of Conformity WAGO GmbH & Co. KG	-	-

Optional accessories

Basic Relay

Basic solid-state relay



Item no.: 857-181

Basic solid-state relay; Nominal input voltage: 24 VDC; Output voltage range: 0 ... 24 VDC

www.wago.com/857-181

Marking accessories

Marking strip



Item no.: 2009-110

Marking strips; for Smart Printer; on reel; not stretchable; plain; snap-on type; white

www.wago.com/2009-110

Double marker carrier



Item no.: 209-128

Adaptor; gray

www.wago.com/209-128

Marking devices

Item no.: 210-110

Subject to changes. Please also observe the further product documentation!

WAGO GmbH & Co. KG

Hansastr. 27















32423 Minden

Phone: +49571 887-0 | Fax: +49571 887-169

Email: info.de@wago.com | Web: www.wago.com

Do you have any questions about our products?

We are always happy to take your call at +49 (571) 887-44222.

	Fiber-tip pen	www.wago.com/210-110
Protective marker cover		
	Item no.: 209-184 Protection cover; transparent	www.wago.com/209-184
Marker		
	Item no.: 2009-115 WMB-Inline; for Smart Printer; 1500 pieces on roll; stretchable 5 - 5.2 mm; plain; snap-on type; white	www.wago.com/2009-115
	Item no.: 209-183 Marker; white	www.wago.com/209-183
	Item no.: 793-501 WMB marking card; as card; not stretchable; plain; snap-on type; white	www.wago.com/793-501
	Item no.: 793-502 WMB marking card; as card; MARKED; 1 ... 10 (10x); not stretchable; Horizontal marking; snap-on type; white	www.wago.com/793-502
	Item no.: 793-503 WMB marking card; as card; MARKED; 11 ... 20 (10x); not stretchable; Horizontal marking; snap-on type; white	www.wago.com/793-503
	Item no.: 793-504 WMB marking card; as card; MARKED; 21 ... 30 (10x); not stretchable; Horizontal marking; snap-on type; white	www.wago.com/793-504
	Item no.: 793-505 WMB marking card; as card; MARKED; 31 ... 40 (10x); not stretchable; Horizontal marking; snap-on type; white	www.wago.com/793-505
	Item no.: 793-506 WMB marking card; as card; MARKED; 41 ... 50 (10x); not stretchable; Horizontal marking; snap-on type; white	www.wago.com/793-506
	Item no.: 793-566 WMB marking card; as card; MARKED; 1 ... 50 (2x); not stretchable; Horizontal marking; snap-on type; white	www.wago.com/793-566
	Item no.: 793-5501 WMB marking card; as card; for terminal block width 5 - 17.5 mm; stretchable 5 - 5.2 mm; plain; snap-on type; white	www.wago.com/793-5501
Group marker carrier		
	Item no.: 249-105 Group marker carrier; gray	www.wago.com/249-105
Ferrule		
Ferrule		
	Item no.: 216-241 Ferrule; Sleeve for 0.5 mm ² / 20 AWG; insulated; electro-tin plated; electrolytic copper; gastight	www.wago.com/216-241

Subject to changes. Please also observe the further product documentation!

crimped; acc. to DIN 46228, Part 4/09.90; white

**Item no.: 216-242**

Ferrule; Sleeve for 0.75 mm² / 18 AWG; insulated; electro-tin plated; electrolytic copper; gastight crimped; acc. to DIN 46228, Part 4/09.90; gray

www.wago.com/216-242

**Item no.: 216-243**

Ferrule; Sleeve for 1 mm² / AWG 18; insulated; electro-tin plated; electrolytic copper; gastight crimped; acc. to DIN 46228, Part 4/09.90; red

www.wago.com/216-243

**Item no.: 216-244**

Ferrule; Sleeve for 1.5 mm² / AWG 16; insulated; electro-tin plated; electrolytic copper; gastight crimped; acc. to DIN 46228, Part 4/09.90; black

www.wago.com/216-244

Jumpers

Jumper

**Item no.: 859-408**

Jumper; for jumper slot; 8-way; insulated; light gray

www.wago.com/859-408

**Item no.: 281-482**

Jumper; 2-way; insulated; gray

www.wago.com/281-482

**Item no.: 859-404/000-005**

Jumper; for jumper slot; 4-way; insulated; red

www.wago.com/859-404/000-005

**Item no.: 859-404/000-006**

Jumper; for jumper slot; 4-way; insulated; blue

www.wago.com/859-404/000-006

**Item no.: 859-405/000-005**

Jumper; for jumper slot; 5-way; insulated; red

www.wago.com/859-405/000-005

**Item no.: 859-405/000-029**

Jumper; for jumper slot; 5-way; insulated; yellow

www.wago.com/859-405/000-029

**Item no.: 859-405**

Jumper; for jumper slot; 5-way; insulated; light gray

www.wago.com/859-405

**Item no.: 859-404/000-029**

Jumper; for jumper slot; 4-way; insulated; yellow

www.wago.com/859-404/000-029

**Item no.: 859-406**

Jumper; for jumper slot; 6-way; insulated; light gray

www.wago.com/859-406

**Item no.: 859-405/000-006**

Jumper; for jumper slot; 5-way; insulated; blue

www.wago.com/859-405/000-006

Subject to changes. Please also observe the further product documentation!

WAGO GmbH & Co. KG

Hansastr. 27






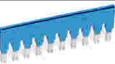








32423 Minden

Phone: +49571 887-0 | Fax: +49571 887-169














Email: info.de@wago.com | Web: www.wago.com

Do you have any questions about our products?

We are always happy to take your call at +49 (571) 887-44222.

	Item no.: 859-406/000-005 Jumper; for jumper slot; 6-way; insulated; red	www.wago.com/859-406/000-005
	Item no.: 859-409/000-029 Jumper; for jumper slot; 9-way; insulated; yellow	www.wago.com/859-409/000-029
	Item no.: 859-410/000-005 Jumper; for jumper slot; 10-way; insulated; red	www.wago.com/859-410/000-005
	Item no.: 859-410/000-029 Jumper; for jumper slot; 10-way; insulated; yellow	www.wago.com/859-410/000-029
	Item no.: 859-410 Jumper; for jumper slot; 10-way; insulated; light gray	www.wago.com/859-410
	Item no.: 859-410/000-006 Jumper; for jumper slot; 10-way; insulated; blue	www.wago.com/859-410/000-006
	Item no.: 859-403/000-005 Jumper; for jumper slot; 3-way; insulated; red	www.wago.com/859-403/000-005
	Item no.: 859-402/000-029 Jumper; for jumper slot; 2-way; insulated; yellow	www.wago.com/859-402/000-029
	Item no.: 859-403/000-029 Jumper; for jumper slot; 3-way; insulated; yellow	www.wago.com/859-403/000-029
	Item no.: 859-403/000-006 Jumper; for jumper slot; 3-way; insulated; blue	www.wago.com/859-403/000-006
	Item no.: 859-408/000-005 Jumper; for jumper slot; 8-way; insulated; red	www.wago.com/859-408/000-005
	Item no.: 859-408/000-029 Jumper; for jumper slot; 8-way; insulated; yellow	www.wago.com/859-408/000-029
	Item no.: 859-409 Jumper; for jumper slot; 9-way; insulated; light gray	www.wago.com/859-409
	Item no.: 859-408/000-006 Jumper; for jumper slot; 8-way; insulated; blue	www.wago.com/859-408/000-006

Subject to changes. Please also observe the further product documentation!

	Item no.: 859-403 Jumper; for jumper slot; 3-way; insulated; light gray	www.wago.com/859-403
	Item no.: 859-409/000-005 Jumper; for jumper slot; 9-way; insulated; red	www.wago.com/859-409/000-005
	Item no.: 859-404 Jumper; for jumper slot; 4-way; insulated; light gray	www.wago.com/859-404
	Item no.: 859-409/000-006 Jumper; for jumper slot; 9-way; insulated; blue	www.wago.com/859-409/000-006
	Item no.: 859-402/000-006 Jumper; for jumper slot; 2-way; insulated; blue	www.wago.com/859-402/000-006
	Item no.: 859-402 Jumper; for jumper slot; 2-way; insulated; light gray	www.wago.com/859-402
	Item no.: 859-402/000-005 Jumper; for jumper slot; 2-way; insulated; red	www.wago.com/859-402/000-005
	Item no.: 859-406/000-006 Jumper; for jumper slot; 6-way; insulated; blue	www.wago.com/859-406/000-006
	Item no.: 859-406/000-029 Jumper; for jumper slot; 6-way; insulated; signal yellow	www.wago.com/859-406/000-029
	Item no.: 859-407/000-006 Jumper; for jumper slot; 7-way; insulated; blue	www.wago.com/859-407/000-006
	Item no.: 859-407/000-005 Jumper; for jumper slot; 7-way; insulated; red	www.wago.com/859-407/000-005
	Item no.: 859-407/000-029 Jumper; for jumper slot; 7-way; insulated; yellow	www.wago.com/859-407/000-029
	Item no.: 859-407 Jumper; for jumper slot; 7-way; insulated; light gray	www.wago.com/859-407

Tool

Operating tool

Subject to changes. Please also observe the further product documentation!






Item no.: 210-720

Operating tool; Blade: 3.5 x 0.5 mm; with a partially insulated shaft; multicoloured

www.wago.com/210-720

Interface module

Interface adapters

	Item no.: 857-982 Interface adapter; 14-pole; High-side switching output	www.wago.com/857-982
	Item no.: 857-986 Interface adapter; 15-pole; High-side switching input	www.wago.com/857-986
	Item no.: 857-981 Interface adapter; 14-pole; High-side switching input	www.wago.com/857-981

Downloads**Documentation****Bid Text**

857-734 X81 - Datei	2019 Feb 19	xml 4.2 kB	Download
857-734 docx - Datei	2019 Jan 8	docx 16.6 kB	Download

Instruction Leaflet

Elektromechanical and Solid-State Relays/Optocouplers	V 2.0.0 2022 Feb 15	pdf 2.6 MB	Download
---	------------------------	---------------	----------

Additional Information

Disposal and Recycling Electrical and electronic equipment, Batteries, Packaging	V 1.1.0 2022 Aug 18	pdf 2.2 MB	Download
---	------------------------	---------------	----------

CAD/CAE-Data**CAD data**

2D/3D Models 857-734	URL	Download
----------------------	-----	----------

CAE data

ZUKEN Portal 857-734	URL	Download
----------------------	-----	----------

Subject to changes. Please also observe the further product documentation!

Environmental Product Compliance

Compliance Search

Environmental Product Compliance 857-734


URL

Download

Solid-state relay module; Nominal input voltage: 24 VDC; Output voltage range: 0 ... 30 VDC; Limiting continuous current: 8 A; Module width: 6 mm


Installation Notes

Conductor termination



Conductor termination

Commoning



Easy commoning using adjacent jumpers

Marking

Subject to changes. Please also observe the further product documentation!



Marking via WMB Multi Marking System.

Installation



Removing a relay via ejector.

Subject to changes. Please also observe the further product documentation!