



circuit breaker 3VA5 UL frame 125 breaking capacity class H 50kA @ 277V
 1-pole, line protection TM210, FTFM, In=30A overload protection Ir=30A
 fixed short-circuit protection li=10 x In without connection

Model	
product brand name	SENTRON
product designation	Molded-case circuit breaker
product designation / according to UL file	H5EAS
Product version	System protection
design of the load switch / acc. to UL 489 / Heating, Air Conditioning, and Refrigeration circuit breaker (HACR Type)	Yes
design of the overcurrent release	TM210
protection function of the overcurrent release	LI
number of poles	1
General technical data	
Tension assignée d'isolement Ui	500 V
Max. rated operational voltage Ue with AC 50/60Hz	415 V
Max. rated operational voltage Ue with DC	125 V
power loss [W] / maximum	3.1 W
Active power loss / for rated value of the current / at AC / in hot operating state / per pole	3.1 W
mechanical service life (switching cycles) / typical	15 000
Electrical endurance (switching cycles) / at AC-1 / at 380/415 V 50/60 Hz	8 000
Electrical endurance (switching cycles) / at AC-1 / at 690 V 50/60 Hz	4 000
electrical endurance (switching cycles) / at 480 V	8 000
electrical endurance (switching cycles) / at 600 V	4 000
Neutral conductors / upgradeable/retrofitable	No
ground-fault monitoring version	Without
product function	
• communication function	No
• other measurement function	No
Current	
marking / acc. to UL 489 / 100%-rated breaker	No
Max. rated operational current of the frame size	125 A
Courant permanent assigné Iu	30 A
operational current	
• at 40 °C	30 A
• at 45 °C	29.4 A
• at 50 °C	28.8 A
• at 55 °C	28.3 A

<ul style="list-style-type: none"> • at 60 °C • at 65 °C • at 70 °C 	27.7 A 27.2 A 26.7 A
Switching capacity according to IEC 60947	
switching capacity class of the circuit breaker	H
breaking capacity maximum short-circuit current (Icu) <ul style="list-style-type: none"> • at 240 V • at 415 V 	55 kA 5 kA
breaking capacity operating short-circuit current (Ics) <ul style="list-style-type: none"> • at 240 V • at 415 V 	55 kA 5 kA
short-circuit current making capacity (Icm) <ul style="list-style-type: none"> • at 240 V • at 415 V 	121 kA 7.5 kA
design of short-circuit protection	For switching power values in DC networks, see the 3VA molded case circuit breaker device manual; link to be found under Service & Support in the last chapter
Switching capacity according to UL 489	
breaking capacity current <ul style="list-style-type: none"> • at 120 V • at 277 V • at 347 V 	100 kA 50 kA 18 kA
Adjustable parameters	
Adjustable response value current / Ig min.	30 A
Adjustable response value current / Ig min.	30 A
Adjustable response value current / li min.	300 A
Adjustable response value current / li max.	300 A
Ground fault protection / tripping switchable / I2t=ON/OFF	No
Mechanical Design	
height [in]	5.5 in
Height	140 mm
width [in]	1 in
Width	25.4 mm
depth [in]	3 in
depth	76.5 mm
Connections	
arrangement of electrical connectors / for main current circuit	Without connection
type of electrical connection / for main current circuit	Without
Auxiliary circuit	
number of CO contacts / for auxiliary contacts	0
Accessories	
product extension / optional / motor drive	No
Environmental conditions	
protection class IP / on the front	IP40
ambient temperature <ul style="list-style-type: none"> • during operation / minimum • during operation / maximum • during storage / minimum • during storage / maximum 	-25 °C 70 °C -40 °C 80 °C
Certificates	
reference code / acc. to IEC 81346-2	Q
certificate of suitability / as approval for NAVAL (no combat vessels) / supplement SB	No
General Product Approval	



[Miscellaneous](#)

General Product Approval	EMC	Declaration of Conformity	Test Certificates	Shipping Approval
--------------------------	-----	---------------------------	-------------------	-------------------



[Special Test Certificate](#)

[Miscellaneous](#)



Shipping Approval	other
-------------------	-------



[Miscellaneous](#)

Further information

Information- and Downloadcenter (Catalogs, Brochures,...)

<http://www.siemens.com/lowvoltage/catalogs>

Industry Mall (Online ordering system)

<https://mall.industry.siemens.com/mall/en/en/Catalog/product?mlfb=3VA5130-6ED11-0AA0>

Service&Support (Manuals, Certificates, Characteristics, FAQs,...)

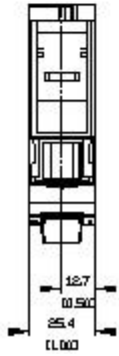
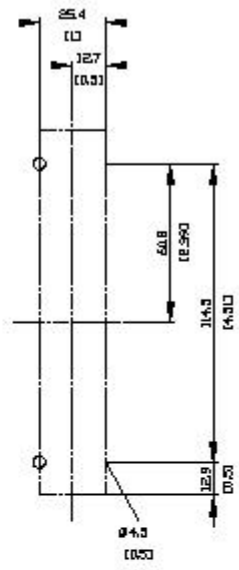
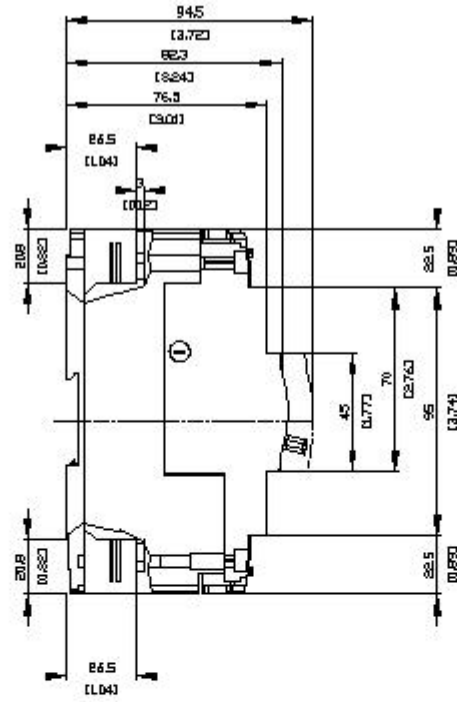
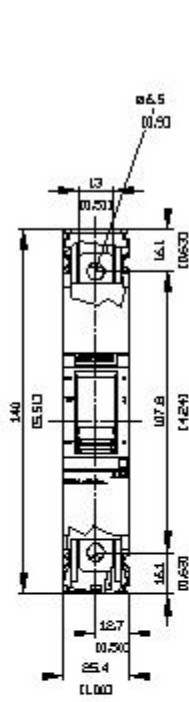
<https://support.industry.siemens.com/cs/ww/en/ps/3VA5130-6ED11-0AA0>

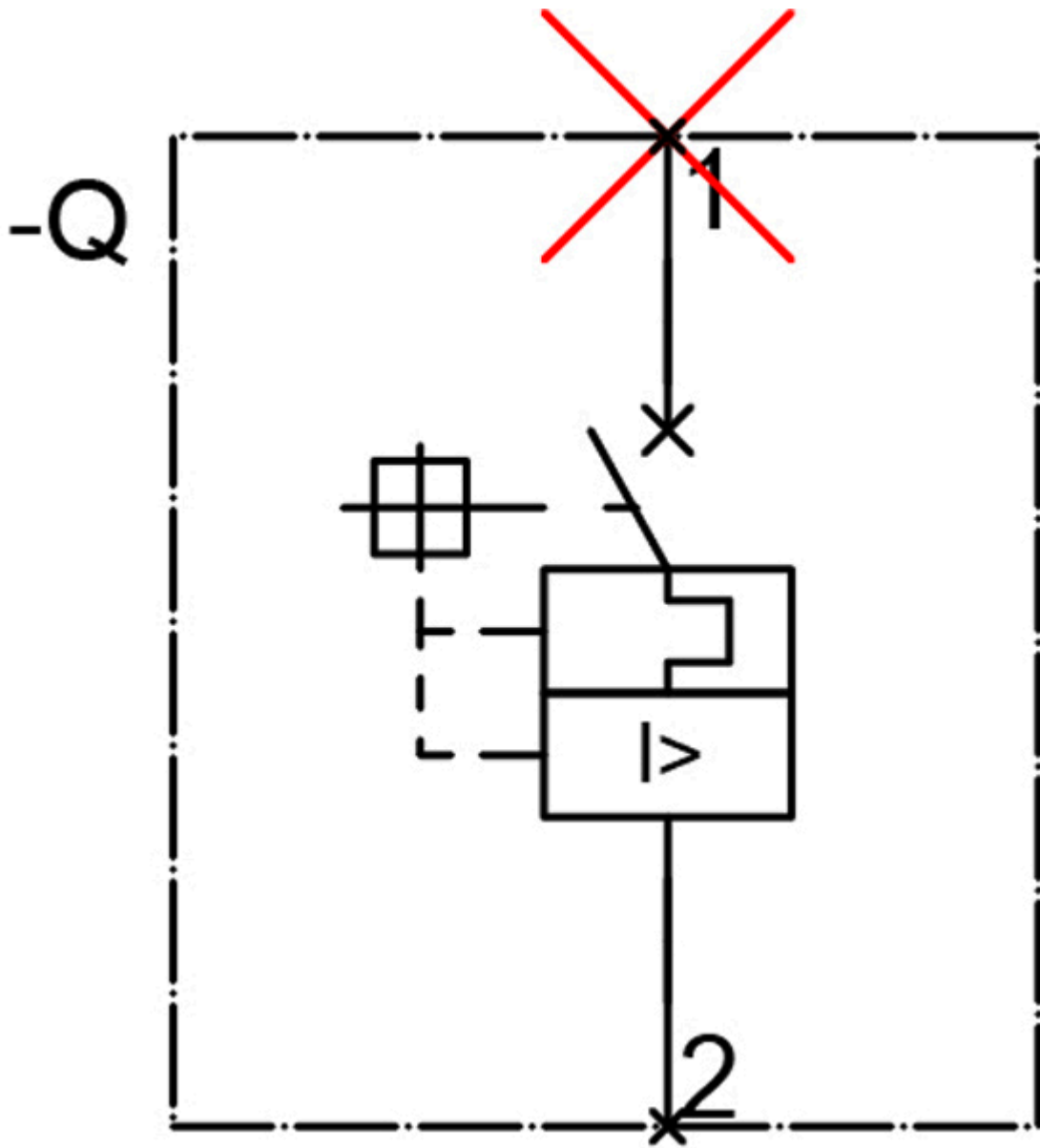
Image database (product images, 2D dimension drawings, 3D models, device circuit diagrams, ...)

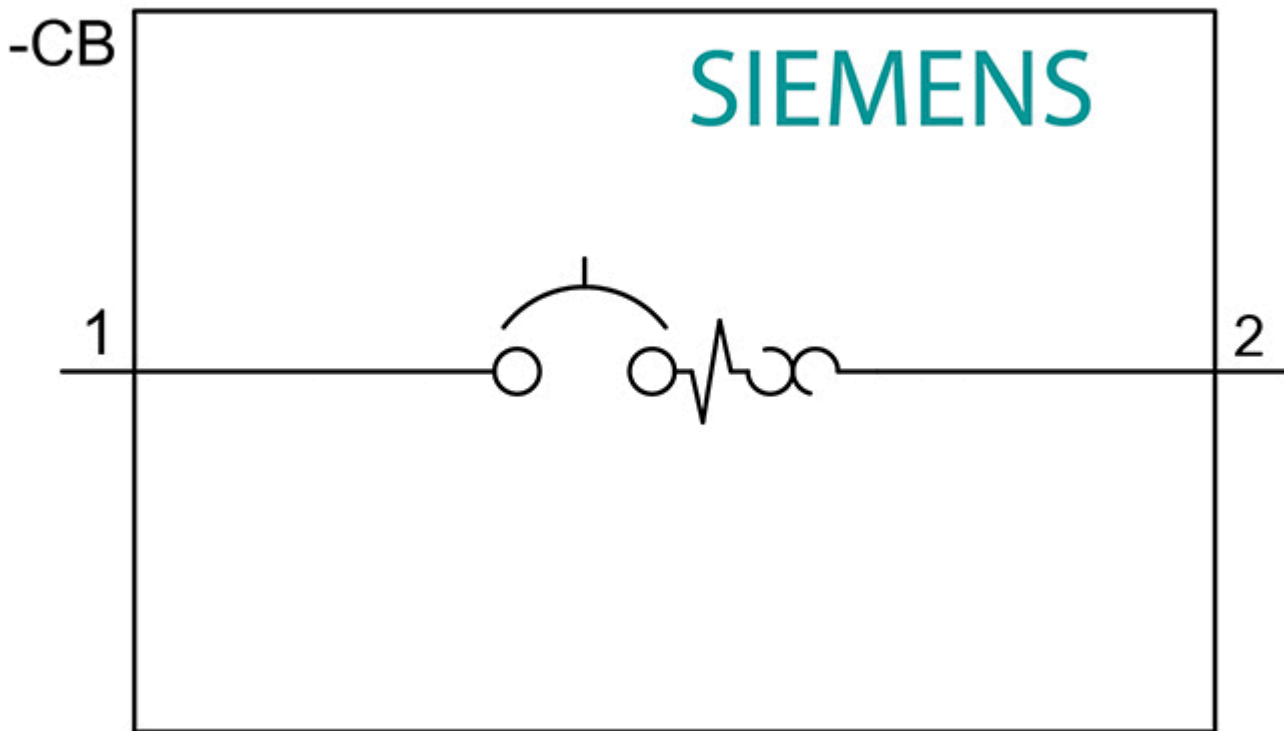
http://www.automation.siemens.com/bilddb/cax_en.aspx?mlfb=3VA5130-6ED11-0AA0

Tender specifications

<http://www.siemens.com/specifications>







last modified:

12/20/2020 